


QUADRAMOBILE

SUPPORTED
BACK TO BACK
SHELF

Expandable Modular Mobile Systems



 MONTEL



Phone : 321-777-0464
Fax : 312-777-3539
Toll Free : 800-772-7562
E-Mail : aetnagsa@montel.com
Web : www.aetnastak.com

 **MONTEL
AETNASTAK**

Kits

Starter section single face shelving - fixed _____ **QM/3-QM/5**
 Adder section single face shelving - fixed _____ **QM/6-QM/8**
 Starter section double face shelving - fixed _____ **QM/9-QM/11**
 Adder section double face shelving - fixed _____ **QM/12-QM/14**
 Starter section single face shelving - mobile _____ **QM/15-QM/17**
 Adder section single face shelving - mobile _____ **QM/18-QM/20**
 Starter section double face shelving - mobile _____ **QM/21-QM/23**
 Adder section double face shelving - mobile _____ **QM/24-QM/26**

Floors

Modular floor _____ **QM/27**

Options

Options _____ **QM/28**

Panels

Steel back panel _____ **QM/29-30**
 Steel front panel fixed section - single face _____ **QM/31**
 Steel front panel fixed section - double face _____ **QM/32**
 Steel front panel mobile section - single face _____ **QM/33**
 Steel front panel mobile section - double face _____ **QM/34**

Carriages

Carriage fixed section - starter single face _____ **QM/35**
 Carriage fixed section - adder single face _____ **QM/36**
 Carriage fixed section - starter double face _____ **QM/37**
 Carriage fixed section - adder double face _____ **QM/38**
 Carriage mobile section - starter single face _____ **QM/39**
 Carriage mobile section - adder single face _____ **QM/40**
 Carriage mobile section - starter double face _____ **QM/41**
 Carriage mobile section - adder double face _____ **QM/42**

Shelves

Plain supported shelf assembly kit 22 gauge _____ **QM/43**
 Slotted supported shelf assembly kit 22 gauge _____ **QM/44**
 Plain supported box shelf assembly kit 22 gauge _____ **QM/45**
 Slotted supported box shelf assembly kit 22 gauge _____ **QM/46**

Accessories

Divider _____ **QM/47**
 Sliding reference shelf _____ **QM/47-QM/48**
 Media tray _____ **QM/48**
 Findable book support _____ **QM/48**
 Front stop _____ **QM/49**
 Label holder _____ **QM/49**
 Range finder _____ **QM/49**
 Card holder _____ **QM/49**
 Doors _____ **QM/50**

QUADRAMOBILE SMARTSHELF BACK-TO-BACK

Fixed section 76" high

QUADRAMOBILE

	CODE #	W	D	H	lbs	\$
		Frame				
STARTER SECTION SINGLE FACE SHELVING - FIXED						
30" WIDE	QMSB.FSE763012	30	12	76	72.9	\$710.00
	QMSB.FSE763013	30	13	76	75.5	\$716.00
	QMSB.FSE763015	30	15	76	80.5	\$728.00
	QMSB.FSE763016	30	16	76	83.0	\$733.00
36" WIDE	QMSB.FSE763612**	36	12	76	75.6	\$715.00
	QMSB.FSE763613	36	13	76	78.2	\$722.00
	QMSB.FSE763615**	36	15	76	83.4	\$733.00
	QMSB.FSE763616	36	16	76	86.0	\$739.00
39 3/8" WIDE	QMSB.FSE763912	39	12	76	77.1	\$720.00
	QMSB.FSE763913	39	13	76	79.8	\$725.00
	QMSB.FSE763915	39	15	76	85.0	\$738.00
	QMSB.FSE763916	39	16	76	87.6	\$743.00
42" WIDE	QMSB.FSE764212**	42	12	76	78.3	\$722.00
	QMSB.FSE764213	42	13	76	81.0	\$727.00
	QMSB.FSE764215**	42	15	76	86.2	\$740.00
	QMSB.FSE764216	42	16	76	88.9	\$746.00
48" WIDE	QMSB.FSE764812	48	12	76	81.0	\$728.00
	QMSB.FSE764813	48	13	76	83.7	\$735.00
	QMSB.FSE764815	48	15	76	89.1	\$747.00
	QMSB.FSE764816	48	16	76	91.8	\$753.00

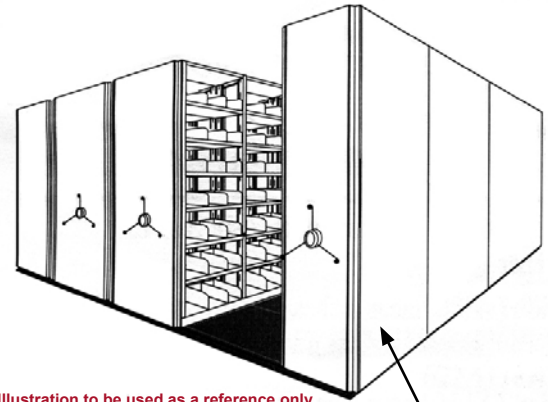


Illustration to be used as a reference only

Shelves and modular floor not included (see page **QM/43-QM/46** for shelves and see page **QM/27** for floor) **STARTER**

- Components for a single face **starter** section
- 1 single carriage with bumper
 - 1 front panel
 - 2 upright frames
 - 1 canopy top

Notes :

- Aluminium extrusions not available
- Add 5" high for the overall height
- Maximum length = 12 feet
- ** Available on QuickShip program (see **QuickShip** tab)

QUADRAMOBILE SMARTSHELF BACK-TO-BACK

Fixed section 85" high

QUADRAMOBILE

	CODE #	W	D	H	lbs	\$
		Frame				
STARTER SECTION SINGLE FACE SHELVING - FIXED						
30" WIDE	QMSB.FSE853012	30	12	85	77.7	\$721.00
	QMSB.FSE853013	30	13	85	80.3	\$727.00
	QMSB.FSE853015	30	15	85	85.6	\$739.00
	QMSB.FSE853016	30	16	85	88.2	\$745.00
36" WIDE	QMSB.FSE853612**	36	12	85	80.4	\$725.00
	QMSB.FSE853613	36	13	85	83.1	\$733.00
	QMSB.FSE853615**	36	15	85	88.4	\$745.00
	QMSB.FSE853616	36	16	85	91.1	\$751.00
39 3/8" WIDE	QMSB.FSE853912	39	12	85	81.9	\$730.00
	QMSB.FSE853913	39	13	85	84.6	\$736.00
	QMSB.FSE853915	39	15	85	90.0	\$749.00
	QMSB.FSE853916	39	16	85	92.7	\$754.00
42" WIDE	QMSB.FSE854212**	42	12	85	83.1	\$733.00
	QMSB.FSE854213	42	13	85	85.8	\$738.00
	QMSB.FSE854215**	42	15	85	91.3	\$751.00
	QMSB.FSE854216	42	16	85	94.0	\$758.00
48" WIDE	QMSB.FSE854812	48	12	85	85.8	\$739.00
	QMSB.FSE854813	48	13	85	88.6	\$746.00
	QMSB.FSE854815	48	15	85	94.1	\$758.00
	QMSB.FSE854816	48	16	85	96.9	\$764.00

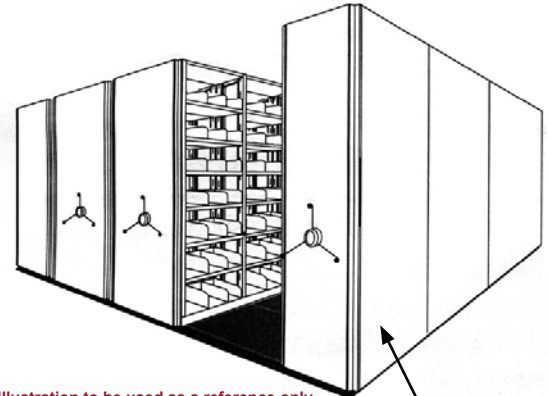


Illustration to be used as a reference only

Shelves and modular floor not included (see page **QM/43-QM/46** for shelves and see page **QM/27** for floor)

- Components for a single face **starter** section
- 1 single carriage with bumper
 - 1 front panel
 - 2 upright frames
 - 1 canopy top

Notes :

- Aluminium extrusions not available
- Add 5" high for the overall height
- Maximum length = 12 feet
- ** Available on QuickShip program (see **QuickShip** tab)

QM/4

Issued 06-01-2005

QUADRAMOBILE SMARTSHELF BACK-TO-BACK

Fixed section 88" high

QUADRAMOBILE

	CODE #	W	D	H	lbs	\$
		Frame				
30" WIDE	QMSB.FSE883012	30	12	88	79.3	\$724.00
	QMSB.FSE883013	30	13	88	81.9	\$730.00
	QMSB.FSE883015	30	15	88	87.3	\$743.00
	QMSB.FSE883016	30	16	88	89.9	\$748.00
36" WIDE	QMSB.FSE883612**	36	12	88	82.0	\$730.00
	QMSB.FSE883613	36	13	88	84.7	\$736.00
	QMSB.FSE883615**	36	15	88	90.1	\$748.00
	QMSB.FSE883616	36	16	88	92.8	\$755.00
39 3/8" WIDE	QMSB.FSE883912	39	12	88	83.5	\$734.00
	QMSB.FSE883913	39	13	88	86.2	\$739.00
	QMSB.FSE883915	39	15	88	91.7	\$753.00
	QMSB.FSE883916	39	16	88	94.4	\$758.00
42" WIDE	QMSB.FSE884212**	42	12	88	84.7	\$736.00
	QMSB.FSE884213	42	13	88	87.4	\$742.00
	QMSB.FSE884215**	42	15	88	93.0	\$755.00
	QMSB.FSE884216	42	16	88	95.7	\$762.00
48" WIDE	QMSB.FSE884812	48	12	88	87.4	\$743.00
	QMSB.FSE884813	48	13	88	90.2	\$749.00
	QMSB.FSE884815	48	15	88	95.8	\$762.00
	QMSB.FSE884816	48	16	88	98.6	\$768.00

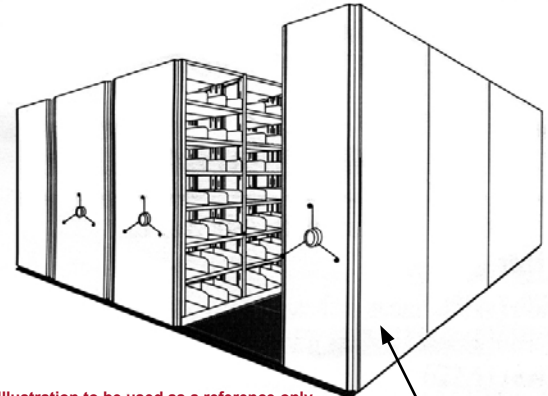


Illustration to be used as a reference only

Shelves and modular floor not included (see page **QM/43-QM/46** for shelves and see page **QM/27** for floor) **STARTER**

- Components for a single face **starter** section
- 1 single carriage with bumper
 - 1 front panel
 - 2 upright frames
 - 1 canopy top

Notes :

- Aluminium extrusions not available
- Add 5" high for the overall height
- Maximum length = 12 feet
- ** Available on QuickShip program (see **QuickShip** tab)



Issued 06-01-2005

QM/5

QUADRAMOBILE SMARTSHELF BACK-TO-BACK

Fixed section 76" high

QUADRAMOBILE

	CODE #	W	D	H	lbs	\$
		Frame				
ADDER SECTION SINGLE FACE SHELVING - FIXED						
30" WIDE	QMSB.FAE763012	30	12	76	36.7	\$379.00
	QMSB.FAE763013	30	13	76	37.8	\$382.00
	QMSB.FAE763015	30	15	76	40.1	\$387.00
	QMSB.FAE763016	30	16	76	41.2	\$389.00
36" WIDE	QMSB.FAE763612**	36	12	76	38.4	\$384.00
	QMSB.FAE763613	36	13	76	40.6	\$387.00
	QMSB.FAE763615**	36	15	76	41.9	\$392.00
	QMSB.FAE763616	36	16	76	44.1	\$394.00
39 3/8" WIDE	QMSB.FAE763912	39	12	76	40.9	\$387.00
	QMSB.FAE763913	39	13	76	42.1	\$390.00
	QMSB.FAE763915	39	15	76	44.6	\$395.00
	QMSB.FAE763916	39	16	76	45.7	\$398.00
42" WIDE	QMSB.FAE764212**	42	12	76	41.1	\$390.00
	QMSB.FAE764213	42	13	76	43.3	\$392.00
	QMSB.FAE764215**	42	15	76	44.8	\$398.00
	QMSB.FAE764216	42	16	76	47.0	\$402.00
48" WIDE	QMSB.FAE764812	48	12	76	44.8	\$398.00
	QMSB.FAE764813	48	13	76	46.1	\$401.00
	QMSB.FAE764815	48	15	76	48.7	\$405.00
	QMSB.FAE764816	48	16	76	49.9	\$408.00

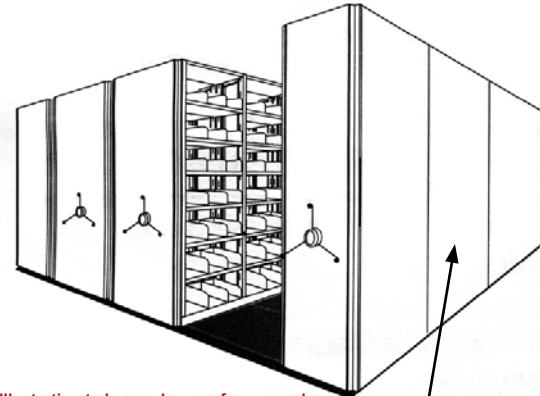


Illustration to be used as a reference only

Shelves and modular floor not included (see page **QM/43-QM/46** for shelves and see page **QM/27** for floor) **ADDER**

- Components for a single face **adder** section
- 1 single carriage
 - 1 upright frame
 - 1 canopy top

Notes :

- Aluminium extrusions not available
- Add 5" high for the overall height
- Maximum length = 12 feet
- ** Available on QuickShip program (see **QuickShip** tab)

QM/6

Issued 06-01-2005

QUADRAMOBILE SMARTSHELF BACK-TO-BACK

Fixed section 85" high

QUADRAMOBILE

	CODE #	W	D	H	lbs	\$
		Frame				
ADDER SECTION SINGLE FACE SHELVING - FIXED						
30" WIDE	QMSB.FAE853012	30	12	85	38.3	\$383.00
	QMSB.FAE853013	30	13	85	39.4	\$385.00
	QMSB.FAE853015	30	15	85	41.7	\$390.00
	QMSB.FAE853016	30	16	85	42.8	\$392.00
36" WIDE	QMSB.FAE853612**	36	12	85	41.0	\$388.00
	QMSB.FAE853613	36	13	85	42.2	\$390.00
	QMSB.FAE853615**	36	15	85	44.5	\$395.00
	QMSB.FAE853616	36	16	85	45.7	\$398.00
39 3/8" WIDE	QMSB.FAE853912	39	12	85	42.5	\$391.00
	QMSB.FAE853913	39	13	85	43.7	\$393.00
	QMSB.FAE853915	39	15	85	46.1	\$398.00
	QMSB.FAE853916	39	16	85	47.3	\$402.00
42" WIDE	QMSB.FAE854212**	42	12	85	43.7	\$393.00
	QMSB.FAE854213	42	13	85	44.9	\$396.00
	QMSB.FAE854215**	42	15	85	47.4	\$402.00
	QMSB.FAE854216	42	16	85	48.6	\$405.00
48" WIDE	QMSB.FAE854812	48	12	85	46.4	\$401.00
	QMSB.FAE854813	48	13	85	47.7	\$404.00
	QMSB.FAE854815	48	15	85	50.2	\$408.00
	QMSB.FAE854816	48	16	85	51.5	\$411.00

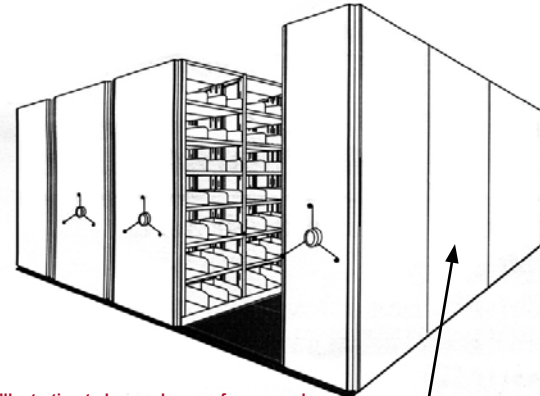


Illustration to be used as a reference only

Shelves and modular floor not included (see page **QM/43-QM/46** for shelves and see page **QM/27** for floor) **ADDER**

Components for a single face **adder** section

- 1 single carriage
- 1 upright frame
- 1 canopy top

Notes :

- Aluminium extrusions not available
- Add 5" high for the overall height
- Maximum length = 12 feet
- ** Available on QuickShip program (see **QuickShip** tab)

QUADRAMOBILE SMARTSHELF BACK-TO-BACK

Fixed section 88" high

QUADRAMOBILE

	CODE #	W	D	H	lbs	\$
		Frame				
30" WIDE	ADDER SECTION SINGLE FACE SHELVING - FIXED					
	QMSB.FAE883012	30	12	88	38.8	\$384.00
	QMSB.FAE883013	30	13	88	39.9	\$386.00
	QMSB.FAE883015	30	15	88	42.2	\$391.00
	QMSB.FAE883016	30	16	88	43.3	\$393.00
36" WIDE	QMSB.FAE883612**	36	12	88	40.3	\$389.00
	QMSB.FAE883613	36	13	88	42.7	\$391.00
	QMSB.FAE883615**	36	15	88	43.9	\$397.00
	QMSB.FAE883616	36	16	88	46.2	\$399.00
39 3/8" WIDE	QMSB.FAE883912	39	12	88	42.8	\$392.00
	QMSB.FAE883913	39	13	88	44.2	\$394.00
	QMSB.FAE883915	39	15	88	46.0	\$399.00
	QMSB.FAE883916	39	16	88	47.8	\$403.00
42" WIDE	QMSB.FAE884212**	42	12	88	43.0	\$395.00
	QMSB.FAE884213	42	13	88	45.5	\$397.00
	QMSB.FAE884215**	42	15	88	46.7	\$403.00
	QMSB.FAE884216	42	16	88	49.1	\$407.00
48" WIDE	QMSB.FAE884812	48	12	88	46.9	\$402.00
	QMSB.FAE884813	48	13	88	48.2	\$405.00
	QMSB.FAE884815	48	15	88	50.8	\$410.00
	QMSB.FAE884816	48	16	88	52.0	\$412.00

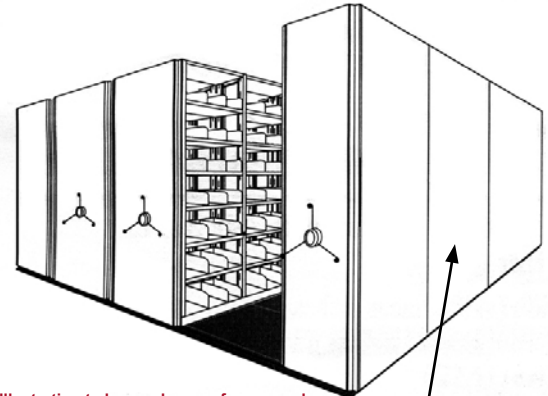


Illustration to be used as a reference only

Shelves and modular floor not included (see page **QM/43-QM/46** for shelves and see page **QM/27** for floor)

- Components for a single face **adder** section
- 1 single carriage
 - 1 upright frame
 - 1 canopy top

Notes :

- Aluminium extrusions not available
- Add 5" high for the overall height
- Maximum length = 12 feet
- ** Available on QuickShip program (see **QuickShip** tab)

QM/8

Issued 06-01-2005

QUADRAMOBILE SMARTSHELF BACK-TO-BACK

Fixed section 76" high

QUADRAMOBILE

	CODE #	W	D	H	lbs	\$
		Frame				
STARTER SECTION DOUBLE FACE SHELVING - FIXED						
30" WIDE	QMSB.FSE763024	30	24	76	130.2	\$975.00
	QMSB.FSE763026	30	26	76	134.1	\$984.00
	QMSB.FSE763030	30	30	76	145.6	\$1,007.00
	QMSB.FSE763032	30	32	76	150.9	\$1,019.00
36" WIDE	QMSB.FSE763624	36	24	76	134.3	\$982.00
	QMSB.FSE763626	36	26	76	139.6	\$994.00
	QMSB.FSE763630	36	30	76	150.0	\$1,016.00
	QMSB.FSE763632	36	32	76	155.4	\$1,028.00
39 3/8" WIDE	QMSB.FSE763924	39	24	76	136.6	\$988.00
	QMSB.FSE763926	39	26	76	142.0	\$1,004.00
	QMSB.FSE763930	39	30	76	152.4	\$1,023.00
	QMSB.FSE763932	39	32	76	157.9	\$1,034.00
42" WIDE	QMSB.FSE764224	42	24	76	138.4	\$992.00
	QMSB.FSE764226	42	26	76	143.8	\$1,009.00
	QMSB.FSE764230	42	30	76	154.4	\$1,028.00
	QMSB.FSE764232	42	32	76	159.9	\$1,038.00
48" WIDE	QMSB.FSE764824	48	24	76	142.5	\$1,002.00
	QMSB.FSE764826	48	26	76	148.0	\$1,020.00
	QMSB.FSE764830	48	30	76	158.8	\$1,039.00
	QMSB.FSE764832	48	32	76	164.4	\$1,052.00

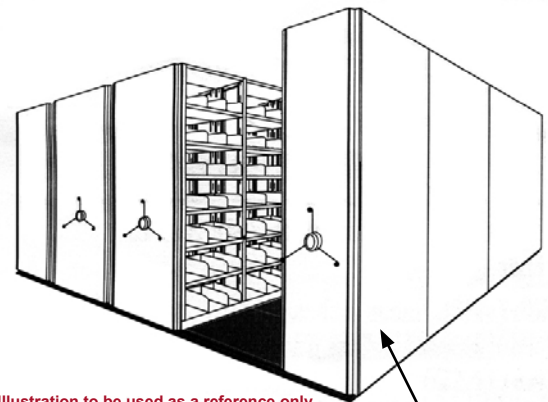


Illustration to be used as a reference only

Shelves and modular floor not included (see page **QM/43-QM/46** for shelves and see page **QM/27** for floor) **STARTER**

- Components for a double face back-to-back **starter**
- 1 double carriage with bumper
 - 1 front panel
 - 4 upright frames
 - 2 canopy tops

Notes :

- Aluminium extrusions not available
- Add 5" high for the overall height
- Maximum length = 12 feet

QUADRAMOBILE SMARTSHELF BACK-TO-BACK

Fixed section 85" high

QUADRAMOBILE

	CODE #	W	D	H	lbs	\$
		Frame				
30" WIDE	QMSB.FSE853024	30	24	85	139.2	\$995.00
	QMSB.FSE853026	30	26	85	143.3	\$1,005.00
	QMSB.FSE853030	30	30	85	155.2	\$1,028.00
	QMSB.FSE853032	30	32	85	160.7	\$1,041.00
36" WIDE	QMSB.FSE853624	36	24	85	143.3	\$1,002.00
	QMSB.FSE853626	36	26	85	148.8	\$1,015.00
	QMSB.FSE853630	36	30	85	159.6	\$1,038.00
	QMSB.FSE853632	36	32	85	165.2	\$1,050.00
39 3/8" WIDE	QMSB.FSE853924	39	24	85	145.6	\$1,008.00
	QMSB.FSE853926	39	26	85	151.2	\$1,025.00
	QMSB.FSE853930	39	30	85	162.0	\$1,044.00
	QMSB.FSE853932	39	32	85	167.7	\$1,056.00
42" WIDE	QMSB.FSE854224	42	24	85	147.4	\$1,012.00
	QMSB.FSE854226	42	26	85	153.0	\$1,030.00
	QMSB.FSE854230	42	30	85	164.0	\$1,049.00
	QMSB.FSE854232	42	32	85	169.7	\$1,060.00
48" WIDE	QMSB.FSE854824	48	24	85	151.5	\$1,022.00
	QMSB.FSE854826	48	26	85	157.2	\$1,040.00
	QMSB.FSE854830	48	30	85	168.4	\$1,060.00
	QMSB.FSE854832	48	32	85	174.2	\$1,073.00

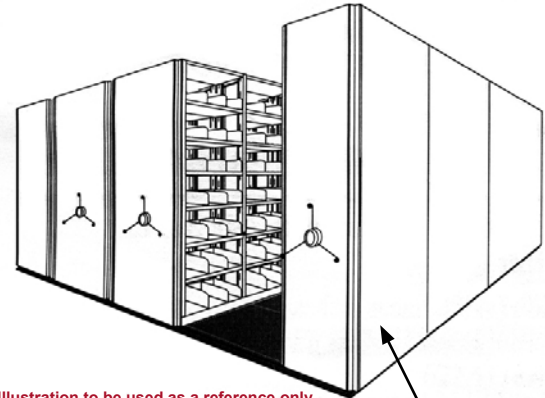


Illustration to be used as a reference only

Shelves and modular floor not included (see page **QM/43-QM/46** for shelves and see page **QM/27** for floor)

STARTER

Components for a double face back-to-back **starter**

- 1 double carriage with bumper
- 1 front panel
- 4 upright frames
- 2 canopy tops

Notes :

- Aluminium extrusions not available
- Add 5" high for the overall height
- Maximum length = 12 feet

QM/10

Issued 06-01-2005

MONTEL AETNASTAK

GSA Schedule
Contract GS-28F-0017M

QUADRAMOBILE SMARTSHELF BACK-TO-BACK

Fixed section 88" high

QUADRAMOBILE

CODE #	W	D	H	lbs	\$	
	Frame					
STARTER SECTION DOUBLE FACE SHELVING - FIXED						
30" WIDE	QMSB.FSE883024	30	24	88	142.2	\$1,000.00
	QMSB.FSE883026	30	26	88	146.3	\$1,015.00
	QMSB.FSE883030	30	30	88	158.4	\$1,036.00
	QMSB.FSE883032	30	32	88	163.9	\$1,048.00
36" WIDE	QMSB.FSE883624	36	24	88	146.3	\$1,007.00
	QMSB.FSE883626	36	26	88	151.9	\$1,022.00
	QMSB.FSE883630	36	30	88	162.8	\$1,045.00
	QMSB.FSE883632	36	32	88	168.4	\$1,058.00
39 3/8" WIDE	QMSB.FSE883924	39	24	88	148.6	\$1,013.00
	QMSB.FSE883926	39	26	88	154.2	\$1,032.00
	QMSB.FSE883930	39	30	88	165.2	\$1,051.00
	QMSB.FSE883932	39	32	88	170.9	\$1,063.00
42" WIDE	QMSB.FSE884224	42	24	88	150.4	\$1,017.00
	QMSB.FSE884226	42	26	88	156.1	\$1,037.00
	QMSB.FSE884230	42	30	88	167.2	\$1,057.00
	QMSB.FSE884232	42	32	88	172.9	\$1,067.00
48" WIDE	QMSB.FSE884824	48	24	88	154.5	\$1,028.00
	QMSB.FSE884826	48	26	88	160.3	\$1,048.00
	QMSB.FSE884830	48	30	88	171.6	\$1,068.00
	QMSB.FSE884832	48	32	88	177.4	\$1,081.00

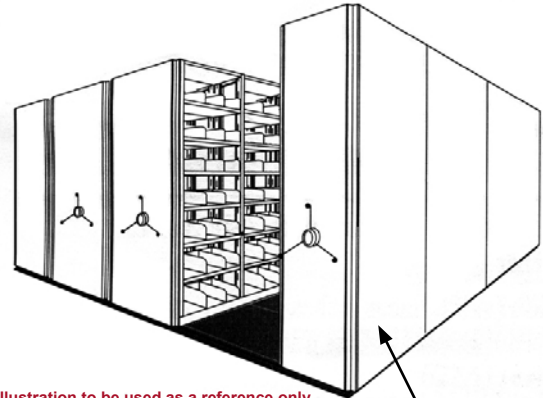


Illustration to be used as a reference only

Shelves and modular floor not included (see page **QM/43-QM/46** for shelves and see page **QM/27** for floor)

STARTER

Components for a double face back-to-back **starter**

- 1 double carriage with bumper
- 1 front panel
- 4 upright frames
- 2 canopy tops

Notes :

- Aluminium extrusions not available
- Add 5" high for the overall height
- Maximum length = 12 feet

QUADRAMOBILE SMARTSHELF BACK-TO-BACK

Fixed section 76" high

QUADRAMOBILE

CODE #	W	D	H	lbs	\$	
	Frame					
ADDER SECTION DOUBLE FACE SHELVING - FIXED						
30" WIDE	QMSB.FAE763024	30	24	76	65.7	\$520.00
	QMSB.FAE763026	30	26	76	67.7	\$526.00
	QMSB.FAE763030	30	30	76	72.0	\$535.00
	QMSB.FAE763032	30	32	76	74.1	\$541.00
36" WIDE	QMSB.FAE763624	36	24	76	69.8	\$527.00
	QMSB.FAE763626	36	26	76	71.9	\$534.00
	QMSB.FAE763630	36	30	76	76.4	\$544.00
	QMSB.FAE763632	36	32	76	78.6	\$551.00
39 3/8" WIDE	QMSB.FAE763924	39	24	76	72.0	\$534.00
	QMSB.FAE763926	39	26	76	74.3	\$540.00
	QMSB.FAE763930	39	30	76	78.9	\$553.00
	QMSB.FAE763932	39	32	76	81.1	\$557.00
42" WIDE	QMSB.FAE764224	42	24	76	73.8	\$538.00
	QMSB.FAE764226	42	26	76	76.1	\$544.00
	QMSB.FAE764230	42	30	76	80.8	\$558.00
	QMSB.FAE764232	42	32	76	83.1	\$562.00
48" WIDE	QMSB.FAE764824	48	24	76	77.9	\$549.00
	QMSB.FAE764826	48	26	76	80.3	\$555.00
	QMSB.FAE764830	48	30	76	85.2	\$569.00
	QMSB.FAE764832	48	32	76	87.6	\$573.00

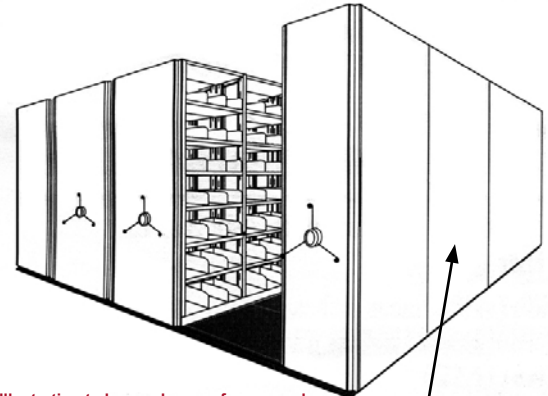


Illustration to be used as a reference only

Shelves and modular floor not included (see page **QM/43-QM/46** for shelves and see page **QM/27** for floor) **ADDER**

Components for a double face back-to-back **adder**

- 1 double carriage
- 2 upright frames
- 2 canopy tops

Notes :

- Aluminium extrusions not available
- Add 5" high for the overall height
- Maximum length = 12 feet

QM/12

Issued 06-01-2005

QUADRAMOBILE SMARTSHELF BACK-TO-BACK

Fixed section 85" high

QUADRAMOBILE

CODE #	W	D	H	lbs	\$	
	Frame					
ADDER SECTION DOUBLE FACE SHELVING - FIXED						
30" WIDE	QMSB.FAE853024	30	24	85	68.8	\$527.00
	QMSB.FAE853026	30	26	85	70.9	\$533.00
	QMSB.FAE853030	30	30	85	75.1	\$542.00
	QMSB.FAE853032	30	32	85	77.3	\$547.00
36" WIDE	QMSB.FAE853624	36	24	85	72.9	\$534.00
	QMSB.FAE853626	36	26	85	75.1	\$541.00
	QMSB.FAE853630	36	30	85	79.5	\$551.00
	QMSB.FAE853632	36	32	85	81.8	\$558.00
39 3/8" WIDE	QMSB.FAE853924	39	24	85	75.2	\$541.00
	QMSB.FAE853926	39	26	85	77.4	\$547.00
	QMSB.FAE853930	39	30	85	82.0	\$559.00
	QMSB.FAE853932	39	32	85	84.3	\$563.00
42" WIDE	QMSB.FAE854224	42	24	85	77.0	\$545.00
	QMSB.FAE854226	42	26	85	79.3	\$551.00
	QMSB.FAE854230	42	30	85	83.9	\$565.00
	QMSB.FAE854232	42	32	85	86.3	\$569.00
48" WIDE	QMSB.FAE854824	48	24	85	81.1	\$555.00
	QMSB.FAE854826	48	26	85	83.5	\$562.00
	QMSB.FAE854830	48	30	85	88.3	\$576.00
	QMSB.FAE854832	48	32	85	90.8	\$580.00

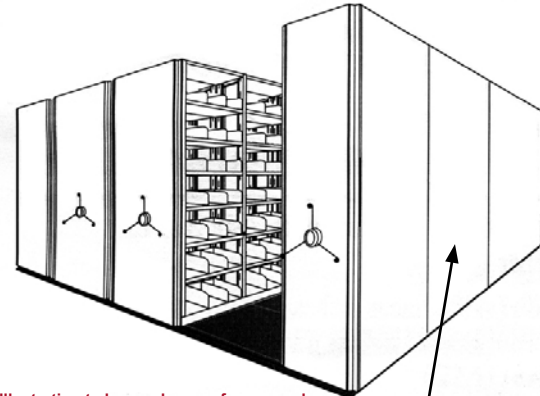


Illustration to be used as a reference only

Shelves and modular floor not included (see page **QM/43-QM/46** for shelves and see page **QM/27** for floor) **ADDER**

Components for a double face back-to-back **adder**

- 1 double carriage
- 2 upright frames
- 2 canopy tops

Notes :

- Aluminium extrusions not available
- Add 5" high for the overall height
- Maximum length = 12 feet

QUADRAMOBILE SMARTSHELF BACK-TO-BACK

Fixed section 88" high

QUADRAMOBILE

CODE #	W	D	H	lbs	\$	
	Frame					
ADDER SECTION DOUBLE FACE SHELVING - FIXED						
30" WIDE	QMSB.FAE883024	30	24	88	69.9	\$529.00
	QMSB.FAE883026	30	26	88	71.9	\$536.00
	QMSB.FAE883030	30	30	88	76.2	\$544.00
	QMSB.FAE883032	30	32	88	78.3	\$550.00
36" WIDE	QMSB.FAE883624	36	24	88	74.0	\$537.00
	QMSB.FAE883626	36	26	88	76.1	\$543.00
	QMSB.FAE883630	36	30	88	80.6	\$554.00
	QMSB.FAE883632	36	32	88	82.8	\$560.00
39 3/8" WIDE	QMSB.FAE883924	39	24	88	76.3	\$543.00
	QMSB.FAE883926	39	26	88	78.5	\$549.00
	QMSB.FAE883930	39	30	88	83.1	\$562.00
	QMSB.FAE883932	39	32	88	85.3	\$566.00
42" WIDE	QMSB.FAE884224	42	24	88	78.0	\$547.00
	QMSB.FAE884226	42	26	88	80.3	\$553.00
	QMSB.FAE884230	42	30	88	85.0	\$567.00
	QMSB.FAE884232	42	32	88	87.3	\$571.00
48" WIDE	QMSB.FAE884824	48	24	88	82.1	\$558.00
	QMSB.FAE884826	48	26	88	84.5	\$564.00
	QMSB.FAE884830	48	30	88	89.4	\$578.00
	QMSB.FAE884832	48	32	88	91.8	\$583.00

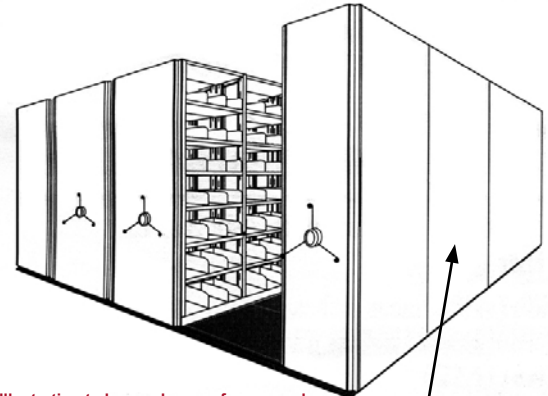


Illustration to be used as a reference only

Shelves and modular floor not included (see page **QM/43-QM/46** for shelves and see page **QM/27** for floor) **ADDER**

Components for a double face back-to-back **adder**

- 1 double carriage
- 2 upright frames
- 2 canopy tops

Notes :

- Aluminium extrusions not available
- Add 5" high for the overall height
- Maximum length = 12 feet

QM/14

Issued 06-01-2005

QUADRAMOBILE SMARTSHELF BACK-TO-BACK

Mobile section 76" high

QUADRAMOBILE

CODE #	W	D	H	lbs	\$	
	Frame					
STARTER SECTION SINGLE FACE SHELVING - MOBILE						
30" WIDE	QMSB.MSE763012	30	12	76	76.1	\$1,290.00
	QMSB.MSE763013	30	13	76	80.6	\$1,295.00
	QMSB.MSE763015	30	15	76	84.2	\$1,307.00
	QMSB.MSE763016	30	16	76	87.0	\$1,312.00
36" WIDE	QMSB.MSE763612**	36	12	76	78.8	\$1,302.00
	QMSB.MSE763613	36	13	76	83.3	\$1,307.00
	QMSB.MSE763615**	36	15	76	87.1	\$1,320.00
	QMSB.MSE763616	36	16	76	89.9	\$1,326.00
39 3/8" WIDE	QMSB.MSE763912	39	12	76	80.3	\$1,309.00
	QMSB.MSE763913	39	13	76	84.9	\$1,314.00
	QMSB.MSE763915	39	15	76	88.7	\$1,327.00
	QMSB.MSE763916	39	16	76	91.5	\$1,333.00
42" WIDE	QMSB.MSE764212**	42	12	76	81.5	\$1,317.00
	QMSB.MSE764213	42	13	76	86.1	\$1,322.00
	QMSB.MSE764215**	42	15	76	89.9	\$1,334.00
	QMSB.MSE764216	42	16	76	92.8	\$1,341.00
48" WIDE	QMSB.MSE764812	48	12	76	84.2	\$1,336.00
	QMSB.MSE764813	48	13	76	88.8	\$1,341.00
	QMSB.MSE764815	48	15	76	92.8	\$1,353.00
	QMSB.MSE764816	48	16	76	95.7	\$1,360.00

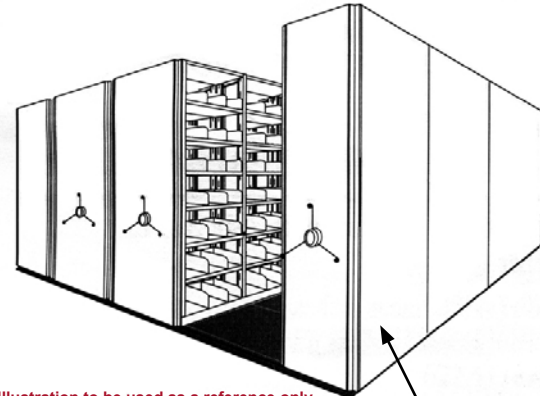


Illustration to be used as a reference only

Shelves and modular floor not included (see page [QM/43-QM/46](#) for shelves and see page [QM/27](#) for floor)

- Components for a single face **starter** section
- 1 single carriage with bumper
 - 1 front panel+handle including a safety locking pin
 - 2 upright frames
 - 1 canopy top

Notes :

- Locking device not included (see page [QM/28](#))
- Aluminium extrusions not available
- Add 5" high for the overall height
- Maximum length = 12 feet
- ** Available on QuickShip program (see [QuickShip](#) tab)

QUADRAMOBILE SMARTSHELF BACK-TO-BACK

Mobile section 85" high

QUADRAMOBILE

	CODE #	W	D	H	lbs	\$
		Frame				
30" WIDE	QMSB.MSE853012	30	12	85	80.9	\$1,300.00
	QMSB.MSE853013	30	13	85	85.4	\$1,305.00
	QMSB.MSE853015	30	15	85	89.2	\$1,318.00
	QMSB.MSE853016	30	16	85	92.1	\$1,323.00
36" WIDE	QMSB.MSE853612**	36	12	85	83.6	\$1,313.00
	QMSB.MSE853613	36	13	85	88.2	\$1,318.00
	QMSB.MSE853615**	36	15	85	92.1	\$1,331.00
	QMSB.MSE853616	36	16	85	95.0	\$1,337.00
39 3/8" WIDE	QMSB.MSE853912	39	12	85	85.1	\$1,320.00
	QMSB.MSE853913	39	13	85	89.7	\$1,325.00
	QMSB.MSE853915	39	15	85	93.7	\$1,338.00
	QMSB.MSE853916	39	16	85	96.6	\$1,345.00
42" WIDE	QMSB.MSE854212**	42	12	85	86.3	\$1,326.00
	QMSB.MSE854213	42	13	85	90.9	\$1,333.00
	QMSB.MSE854215**	42	15	85	95.0	\$1,346.00
	QMSB.MSE854216	42	16	85	97.9	\$1,352.00
48" WIDE	QMSB.MSE854812	48	12	85	89.0	\$1,347.00
	QMSB.MSE854813	48	13	85	93.7	\$1,352.00
	QMSB.MSE854815	48	15	85	97.8	\$1,365.00
	QMSB.MSE854816	48	16	85	100.8	\$1,371.00

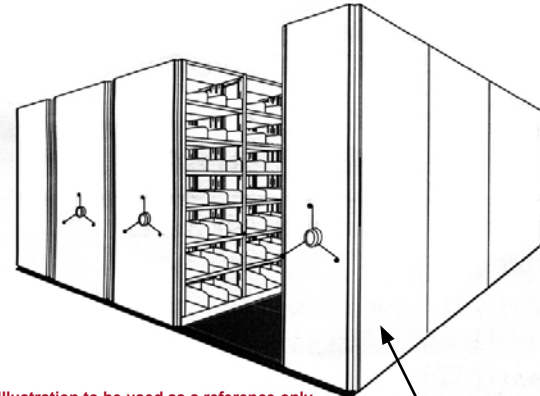


Illustration to be used as a reference only

Shelves and modular floor not included (see page **QM/43-QM/46** for shelves and see page **QM/27** for floor)

- Components for a single face **starter** section
- 1 single carriage with bumper
 - 1 front panel+handle including a safety locking pin
 - 2 upright frames
 - 1 canopy top

Notes :

- Locking device not included (see page **QM/28**)
- Aluminium extrusions not available
- Add 5" high for the overall height
- Maximum length = 12 feet
- ** Available on QuickShip program (see **QuickShip** tab)

QM/16

Issued 06-01-2005



QUADRAMOBILE SMARTSHELF BACK-TO-BACK

Mobile section 88" high

QUADRAMOBILE

CODE #	W	D	H	lbs	\$	
	Frame					
STARTER SECTION SINGLE FACE SHELVING - MOBILE						
30" WIDE	QMSB.MSE883012	30	12	88	82.5	\$1,304.00
	QMSB.MSE883013	30	13	88	87.0	\$1,309.00
	QMSB.MSE883015	30	15	88	90.9	\$1,322.00
	QMSB.MSE883016	30	16	88	93.8	\$1,327.00
36" WIDE	QMSB.MSE883612**	36	12	88	85.2	\$1,317.00
	QMSB.MSE883613	36	13	88	89.8	\$1,322.00
	QMSB.MSE883615**	36	15	88	93.8	\$1,335.00
	QMSB.MSE883616	36	16	88	96.7	\$1,341.00
39 3/8" WIDE	QMSB.MSE883912	39	12	88	86.7	\$1,324.00
	QMSB.MSE883913	39	13	88	91.3	\$1,329.00
	QMSB.MSE883915	39	15	88	95.4	\$1,342.00
	QMSB.MSE883916	39	16	88	98.4	\$1,349.00
42" WIDE	QMSB.MSE884212**	42	12	88	87.9	\$1,330.00
	QMSB.MSE884213	42	13	88	92.6	\$1,336.00
	QMSB.MSE884215**	42	15	88	96.6	\$1,349.00
	QMSB.MSE884216	42	16	88	99.6	\$1,356.00
48" WIDE	QMSB.MSE884812	48	12	88	90.6	\$1,350.00
	QMSB.MSE884813	48	13	88	95.3	\$1,356.00
	QMSB.MSE884815	48	15	88	99.5	\$1,368.00
	QMSB.MSE884816	48	16	88	102.5	\$1,375.00

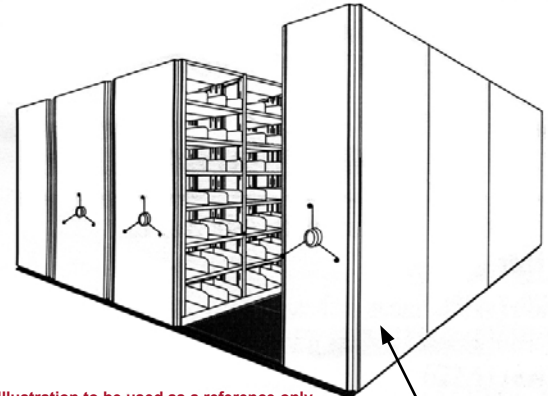


Illustration to be used as a reference only

Shelves and modular floor not included (see page [QM/43-QM/46](#) for shelves and see page [QM/27](#) for floor)

STARTER

Components for a single face **starter** section

- 1 single carriage with bumper
- 1 front panel+handle including a safety locking pin
- 2 upright frames
- 1 canopy top

Notes :

- Locking device not included (see page [QM/28](#))
- Aluminium extrusions not available
- Add 5" high for the overall height
- Maximum length = 12 feet
- ** Available on QuickShip program (see [QuickShip](#) tab)

QUADRAMOBILE SMARTSHELF BACK-TO-BACK

Mobile section 76" high

QUADRAMOBILE

	CODE #	W	D	H	lbs	\$
		Frame				
ADDER SECTION SINGLE FACE SHELVING - MOBILE						
30" WIDE	QMSB.MAE763012	30	12	76	36.7	\$497.00
	QMSB.MAE763013	30	13	76	37.8	\$500.00
	QMSB.MAE763015	30	15	76	40.1	\$504.00
	QMSB.MAE763016	30	16	76	41.2	\$508.00
36" WIDE	QMSB.MAE763612**	36	12	76	38.4	\$508.00
	QMSB.MAE763613	36	13	76	40.6	\$512.00
	QMSB.MAE763615**	36	15	76	41.9	\$517.00
	QMSB.MAE763616	36	16	76	44.1	\$519.00
39 3/8" WIDE	QMSB.MAE763912	39	12	76	40.9	\$516.00
	QMSB.MAE763913	39	13	76	42.1	\$519.00
	QMSB.MAE763915	39	15	76	44.6	\$523.00
	QMSB.MAE763916	39	16	76	45.7	\$525.00
42" WIDE	QMSB.MAE764212**	42	12	76	41.1	\$524.00
	QMSB.MAE764213	42	13	76	43.3	\$526.00
	QMSB.MAE764215**	42	15	76	44.8	\$532.00
	QMSB.MAE764216	42	16	76	47.0	\$534.00
48" WIDE	QMSB.MAE764812	48	12	76	44.8	\$536.00
	QMSB.MAE764813	48	13	76	46.1	\$540.00
	QMSB.MAE764815	48	15	76	48.7	\$546.00
	QMSB.MAE764816	48	16	76	49.9	\$549.00

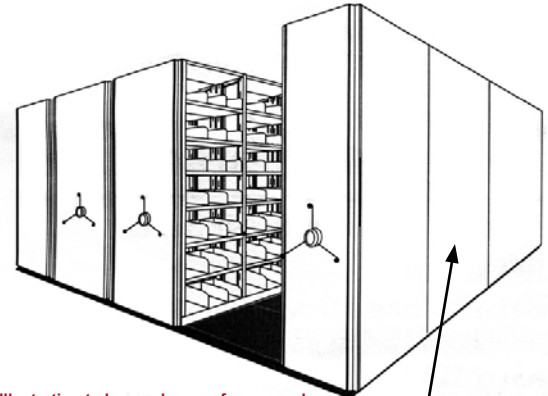


Illustration to be used as a reference only

Shelves and modular floor not included (see page **QM/43-QM/46** for shelves and see page **QM/27** for floor) **ADDER**

Components for a single face **adder** section

- 1 single carriage
- 1 upright frame
- 1 canopy top

Notes :

- Aluminium extrusions not available
- Add 5" high for the overall height
- Maximum length = 12 feet
- ** Available on QuickShip program (see **QuickShip** tab)

QM/18

Issued 06-01-2005



QUADRAMOBILE SMARTSHELF BACK-TO-BACK

Mobile section 85" high

QUADRAMOBILE

CODE #	W	D	H	lbs	\$	
	Frame					
ADDER SECTION SINGLE FACE SHELVING - MOBILE						
30" WIDE	QMSB.MAE853012	30	12	85	38.3	\$501.00
	QMSB.MAE853013	30	13	85	39.4	\$503.00
	QMSB.MAE853015	30	15	85	41.7	\$507.00
	QMSB.MAE853016	30	16	85	42.8	\$511.00
36" WIDE	QMSB.MAE853612**	36	12	85	41.0	\$512.00
	QMSB.MAE853613	36	13	85	42.2	\$515.00
	QMSB.MAE853615**	36	15	85	44.5	\$520.00
	QMSB.MAE853616	36	16	85	45.7	\$523.00
39 3/8" WIDE	QMSB.MAE853912	39	12	85	42.5	\$520.00
	QMSB.MAE853913	39	13	85	43.7	\$522.00
	QMSB.MAE853915	39	15	85	46.1	\$526.00
	QMSB.MAE853916	39	16	85	47.3	\$529.00
42" WIDE	QMSB.MAE854212**	42	12	85	43.7	\$527.00
	QMSB.MAE854213	42	13	85	44.9	\$530.00
	QMSB.MAE854215**	42	15	85	47.4	\$535.00
	QMSB.MAE854216	42	16	85	48.6	\$537.00
48" WIDE	QMSB.MAE854812	48	12	85	46.4	\$539.00
	QMSB.MAE854813	48	13	85	47.7	\$543.00
	QMSB.MAE854815	48	15	85	50.2	\$549.00
	QMSB.MAE854816	48	16	85	51.5	\$552.00

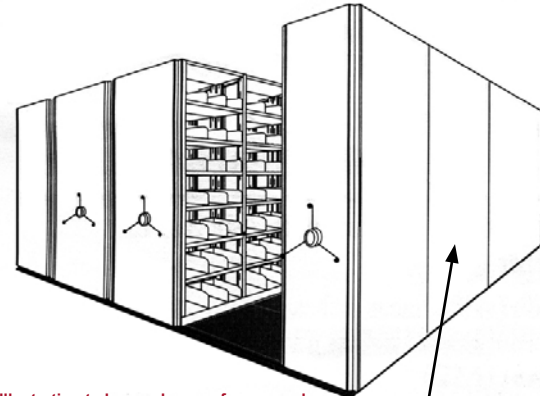


Illustration to be used as a reference only

Shelves and modular floor not included (see page **QM/43-QM/46** for shelves and see page **QM/27** for floor)

ADDER

Components for a single face **adder** section

- 1 single carriage
- 1 upright frame
- 1 canopy top

Notes :

- Aluminium extrusions not available
- Add 5" high for the overall height
- Maximum length = 12 feet
- ** Available on QuickShip program (see **QuickShip** tab)

QUADRAMOBILE SMARTSHELF BACK-TO-BACK

Mobile section 88" high

QUADRAMOBILE

CODE #	W	D	H	lbs	\$	
	Frame					
ADDER SECTION SINGLE FACE SHELVING - MOBILE						
30" WIDE	QMSB.MAE883012	30	12	88	38.8	\$502.00
	QMSB.MAE883013	30	13	88	39.9	\$504.00
	QMSB.MAE883015	30	15	88	42.2	\$508.00
	QMSB.MAE883016	30	16	88	43.3	\$512.00
36" WIDE	QMSB.MAE883612**	36	12	88	40.3	\$513.00
	QMSB.MAE883613	36	13	88	42.7	\$516.00
	QMSB.MAE883615**	36	15	88	43.9	\$521.00
	QMSB.MAE883616	36	16	88	46.2	\$524.00
39 3/8" WIDE	QMSB.MAE883912	39	12	88	43.0	\$521.00
	QMSB.MAE883913	39	13	88	44.2	\$523.00
	QMSB.MAE883915	39	15	88	46.7	\$527.00
	QMSB.MAE883916	39	16	88	47.8	\$530.00
42" WIDE	QMSB.MAE884212**	42	12	88	43.0	\$528.00
	QMSB.MAE884213	42	13	88	45.5	\$531.00
	QMSB.MAE884215**	42	15	88	46.7	\$536.00
	QMSB.MAE884216	42	16	88	49.1	\$539.00
48" WIDE	QMSB.MAE884812	48	12	88	46.9	\$540.00
	QMSB.MAE884813	48	13	88	48.2	\$544.00
	QMSB.MAE884815	48	15	88	50.8	\$551.00
	QMSB.MAE884816	48	16	88	52.0	\$553.00

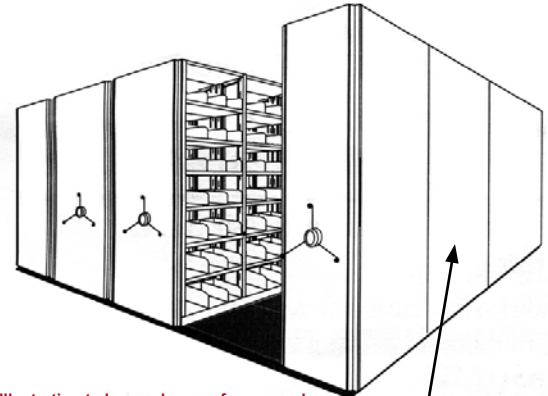


Illustration to be used as a reference only

Shelves and modular floor not included (see page **QM/43-QM/46** for shelves and see page **QM/27** for floor)

ADDER

Components for a single face **adder** section

- 1 single carriage
- 1 upright frame
- 1 canopy top

Notes :

- Aluminium extrusions not available
- Add 5" high for the overall height
- Maximum length = 12 feet
- ** Available on QuickShip program (see **QuickShip** tab)

QM/20

Issued 06-01-2005

QUADRAMOBILE SMARTSHELF BACK-TO-BACK

Mobile section 76" high

QUADRAMOBILE

	CODE #	W	D	H	lbs	\$
		Frame				
STARTER DOUBLE FACE SHELVING - MOBILE						
30" WIDE	QMSB.MSED763024	30	12	76	135.2	\$1,535.00
	QMSB.MSED763026	30	13	76	140.4	\$1,544.00
	QMSB.MSED763030	30	15	76	150.6	\$1,566.00
	QMSB.MSED763032	30	16	76	155.9	\$1,576.00
36" WIDE	QMSB.MSED763624**	36	12	76	139.3	\$1,550.00
	QMSB.MSED763626	36	13	76	144.6	\$1,560.00
	QMSB.MSED763630**	36	15	76	155.0	\$1,582.00
	QMSB.MSED763632	36	16	76	160.4	\$1,593.00
39 3/8" WIDE	QMSB.MSED763924	39	12	76	141.6	\$1,559.00
	QMSB.MSED763926	39	13	76	147.0	\$1,573.00
	QMSB.MSED763930	39	15	76	157.4	\$1,592.00
	QMSB.MSED763932	39	16	76	162.9	\$1,603.00
42" WIDE	QMSB.MSED764224**	42	12	76	143.4	\$1,568.00
	QMSB.MSED764226	42	13	76	148.8	\$1,578.00
	QMSB.MSED764230**	42	15	76	159.4	\$1,601.00
	QMSB.MSED764232	42	16	76	164.9	\$1,612.00
48" WIDE	QMSB.MSED764824	48	12	76	147.5	\$1,591.00
	QMSB.MSED764826	48	13	76	153.0	\$1,602.00
	QMSB.MSED764830	48	15	76	163.8	\$1,625.00
	QMSB.MSED764832	48	16	76	169.4	\$1,636.00

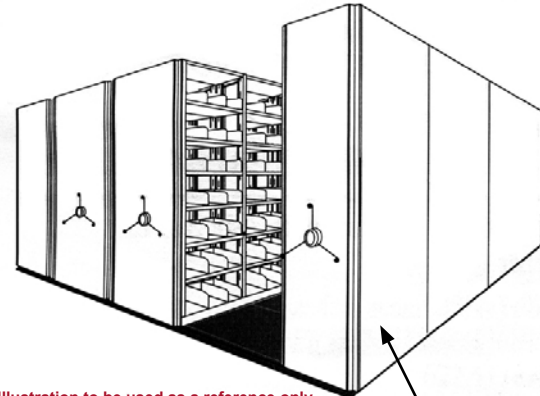


Illustration to be used as a reference only

Shelves and modular floor not included (see page **QM/43-QM/46** for shelves and see page **QM/27** for floor)

STARTER

Components for a double face back-to-back **starter**

- 1 double carriage with bumper
- 1 front panel+handle including a safety locking pin
- 4 upright frames
- 2 canopy tops

Notes :

- Aluminium extrusions not available
- Add 5" high for the overall height
- Maximum length = 12 feet
- ** Available on QuickShip program (see **QuickShip** tab)

QUADRAMOBILE SMARTSHELF BACK-TO-BACK

Mobile section 85" high

QUADRAMOBILE

CODE #	W	D	H	lbs	\$	
	Frame					
STARTER DOUBLE FACE SHELVING - MOBILE						
30" WIDE	QMSB.MSED853024	30	12	85	144.2	\$1,555.00
	QMSB.MSED853026	30	13	85	149.6	\$1,565.00
	QMSB.MSED853030	30	15	85	160.2	\$1,587.00
	QMSB.MSED853032	30	16	85	165.7	\$1,598.00
36" WIDE	QMSB.MSED853624**	36	12	85	148.3	\$1,570.00
	QMSB.MSED853626	36	13	85	153.8	\$1,581.00
	QMSB.MSED853630**	36	15	85	164.6	\$1,604.00
	QMSB.MSED853632	36	16	85	170.2	\$1,615.00
39 3/8" WIDE	QMSB.MSED853924	39	12	85	150.6	\$1,579.00
	QMSB.MSED853926	39	13	85	156.2	\$1,594.00
	QMSB.MSED853930	39	15	85	167.0	\$1,613.00
	QMSB.MSED853932	39	16	85	172.7	\$1,625.00
42" WIDE	QMSB.MSED854224**	42	12	85	152.4	\$1,588.00
	QMSB.MSED854226	42	13	85	158.0	\$1,599.00
	QMSB.MSED854230**	42	15	85	169.0	\$1,622.00
	QMSB.MSED854232	42	16	85	174.7	\$1,634.00
48" WIDE	QMSB.MSED854824	48	12	85	156.5	\$1,611.00
	QMSB.MSED854826	48	13	85	162.2	\$1,622.00
	QMSB.MSED854830	48	15	85	173.4	\$1,646.00
	QMSB.MSED854832	48	16	85	179.2	\$1,657.00

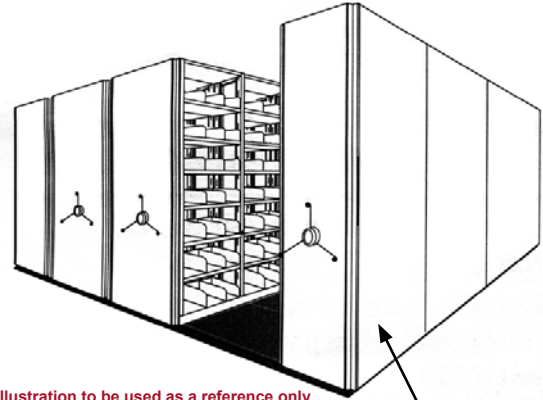


Illustration to be used as a reference only

Shelves and modular floor not included (see page [QM/43-QM/46](#) for shelves and see page [QM/27](#) for floor)

STARTER

Components for a double face back-to-back **starter**

- 1 double carriage with bumper
- 1 front panel+handle including a safety locking pin
- 4 upright frames
- 2 canopy tops

Notes :

- Aluminium extrusions not available
- Add 5" high for the overall height
- Maximum length = 12 feet
- ** Available on QuickShip program (see [QuickShip](#) tab)

QM/22

Issued 06-01-2005

MONTEL AETNASTAK

GSA Schedule
Contract GS-28F-0017M

QUADRAMOBILE SMARTSHELF BACK-TO-BACK

Mobile section 88" high

QUADRAMOBILE

	CODE #	W	D	H	lbs	\$
		Frame				
STARTER DOUBLE FACE SHELVING - MOBILE						
30" WIDE	QMSB.MSED883024	30	12	88	147.2	\$1,560.00
	QMSB.MSED883026	30	13	88	152.7	\$1,572.00
	QMSB.MSED883030	30	15	88	163.4	\$1,595.00
	QMSB.MSED883032	30	16	88	168.9	\$1,605.00
36" WIDE	QMSB.MSED883624**	36	12	88	151.3	\$1,575.00
	QMSB.MSED883626	36	13	88	156.9	\$1,588.00
	QMSB.MSED883630**	36	15	88	167.8	\$1,611.00
	QMSB.MSED883632	36	16	88	173.4	\$1,623.00
39 3/8" WIDE	QMSB.MSED883924	39	12	88	153.6	\$1,584.00
	QMSB.MSED883926	39	13	88	159.2	\$1,601.00
	QMSB.MSED883930	39	15	88	170.2	\$1,620.00
	QMSB.MSED883932	39	16	88	175.9	\$1,632.00
42" WIDE	QMSB.MSED884224**	42	12	88	155.4	\$1,593.00
	QMSB.MSED884226	42	13	88	161.1	\$1,606.00
	QMSB.MSED884230**	42	15	88	172.2	\$1,630.00
	QMSB.MSED884232	42	16	88	177.9	\$1,641.00
48" WIDE	QMSB.MSED884824	48	12	88	159.5	\$1,617.00
	QMSB.MSED884826	48	13	88	165.3	\$1,630.00
	QMSB.MSED884830	48	15	88	176.6	\$1,654.00
	QMSB.MSED884832	48	16	88	182.4	\$1,665.00

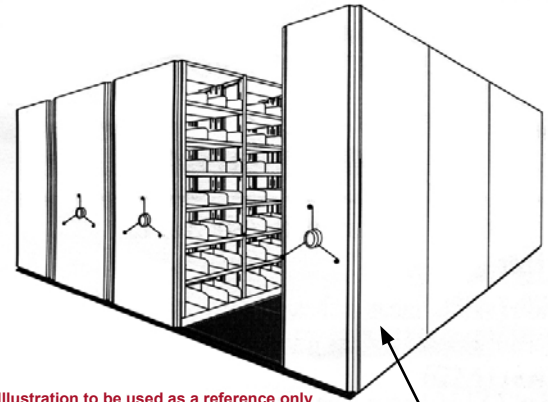


Illustration to be used as a reference only

Shelves and modular floor not included (see page **QM/43-QM/46** for shelves and see page **QM/27** for floor) **STARTER**

- Components for a double face back-to-back **starter**
- 1 double carriage with bumper
 - 1 front panel+handle including a safety locking pin
 - 4 upright frames
 - 2 canopy tops

Notes :

- Aluminium extrusions not available
- Add 5" high for the overall height
- Maximum length = 12 feet
- ** Available on QuickShip program (see **QuickShip** tab)

QUADRAMOBILE SMARTSHELF BACK-TO-BACK

Mobile section 76" high

QUADRAMOBILE

	CODE #	W	D	H	lbs	\$
		Frame				
ADDER DOUBLE FACE SHELVING - MOBILE						
30" WIDE	QMSB.MAED763024	30	12	76	65.7	\$621.00
	QMSB.MAED763026	30	13	76	67.7	\$624.00
	QMSB.MAED763030	30	15	76	72.0	\$634.00
	QMSB.MAED763032	30	16	76	74.1	\$638.00
36" WIDE	QMSB.MAED763624**	36	12	76	69.8	\$632.00
	QMSB.MAED763626	36	13	76	71.9	\$638.00
	QMSB.MAED763630**	36	15	76	76.4	\$648.00
	QMSB.MAED763632	36	16	76	78.6	\$653.00
39 3/8" WIDE	QMSB.MAED763924	39	12	76	72.0	\$643.00
	QMSB.MAED763926	39	13	76	74.3	\$647.00
	QMSB.MAED763930	39	15	76	78.9	\$657.00
	QMSB.MAED763932	39	16	76	81.1	\$663.00
42" WIDE	QMSB.MAED764224**	42	12	76	73.8	\$652.00
	QMSB.MAED764226	42	13	76	76.1	\$656.00
	QMSB.MAED764230**	42	15	76	80.8	\$667.00
	QMSB.MAED764232	42	16	76	83.1	\$671.00
48" WIDE	QMSB.MAED764824	48	12	76	77.9	\$669.00
	QMSB.MAED764826	48	13	76	80.3	\$675.00
	QMSB.MAED764830	48	15	76	85.2	\$685.00
	QMSB.MAED764832	48	16	76	87.6	\$690.00

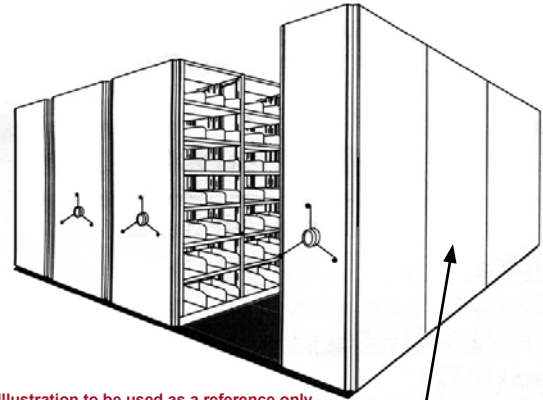


Illustration to be used as a reference only

Shelves and modular floor not included (see page **QM/43-QM/46** for shelves and see page **QM/27** for floor) **ADDER**

Components for a double face back-to-back **adder**

- 1 double carriage
- 2 upright frames
- 2 canopy tops

Notes :

- Aluminium extrusions not available
- Add 5" high for the overall height
- Maximum length = 12 feet
- ** Available on QuickShip program (see **QuickShip** tab)

QM/24

Issued 06-01-2005

MONTEL AETNASTAK

GSA Schedule
Contract GS-28F-0017M

QUADRAMOBILE SMARTSHELF BACK-TO-BACK

Mobile section 85" high

QUADRAMOBILE

	CODE #	W	D	H	lbs	\$
		Frame				
ADDER DOUBLE FACE SHELVING - MOBILE						
30" WIDE	QMSB.MAED853024	30	12	85	68.8	\$628.00
	QMSB.MAED853026	30	13	85	70.9	\$631.00
	QMSB.MAED853030	30	15	85	75.1	\$641.00
	QMSB.MAED853032	30	16	85	77.3	\$644.00
36" WIDE	QMSB.MAED853624**	36	12	85	72.9	\$639.00
	QMSB.MAED853626	36	13	85	75.1	\$645.00
	QMSB.MAED853630**	36	15	85	79.5	\$655.00
	QMSB.MAED853632	36	16	85	81.8	\$660.00
39 3/8" WIDE	QMSB.MAED853924	39	12	85	75.2	\$650.00
	QMSB.MAED853926	39	13	85	77.4	\$654.00
	QMSB.MAED853930	39	15	85	82.0	\$663.00
	QMSB.MAED853932	39	16	85	84.3	\$669.00
42" WIDE	QMSB.MAED854224**	42	12	85	77.0	\$659.00
	QMSB.MAED854226	42	13	85	79.3	\$663.00
	QMSB.MAED854230**	42	15	85	83.9	\$674.00
	QMSB.MAED854232	42	16	85	86.3	\$678.00
48" WIDE	QMSB.MAED854824	48	12	85	81.1	\$675.00
	QMSB.MAED854826	48	13	85	83.5	\$682.00
	QMSB.MAED854830	48	15	85	88.3	\$692.00
	QMSB.MAED854832	48	16	85	90.8	\$697.00

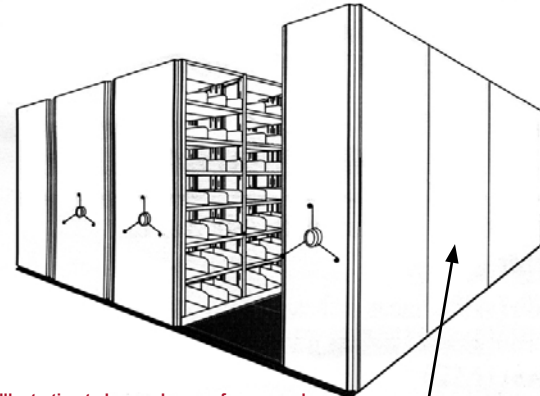


Illustration to be used as a reference only

Shelves and modular floor not included (see page **QM/43-QM/46** for shelves and see page **QM/27** for floor) **ADDER**

Components for a double face back-to-back **adder**

- 1 double carriage
- 2 upright frames
- 2 canopy tops

Notes :

- Aluminium extrusions not available
- Add 5" high for the overall height
- Maximum length = 12 feet
- ** Available on QuickShip program (see **QuickShip** tab)



Issued 06-01-2005

QM/25

QUADRAMOBILE SMARTSHELF BACK-TO-BACK

Mobile section 88" high

QUADRAMOBILE

	CODE #	W	D	H	lbs	\$
		Frame				
ADDER DOUBLE FACE SHELVING - MOBILE						
30" WIDE	QMSB.MAED883024	30	12	88	69.9	\$630.00
	QMSB.MAED883026	30	13	88	71.9	\$634.00
	QMSB.MAED883030	30	15	88	76.2	\$643.00
	QMSB.MAED883032	30	16	88	78.3	\$647.00
36" WIDE	QMSB.MAED883624**	36	12	88	74.0	\$642.00
	QMSB.MAED883626	36	13	88	76.1	\$647.00
	QMSB.MAED883630**	36	15	88	80.6	\$658.00
	QMSB.MAED883632	36	16	88	82.8	\$662.00
39 3/8" WIDE	QMSB.MAED883924	39	12	88	76.3	\$652.00
	QMSB.MAED883926	39	13	88	78.5	\$656.00
	QMSB.MAED883930	39	15	88	83.1	\$666.00
	QMSB.MAED883932	39	16	88	85.3	\$672.00
42" WIDE	QMSB.MAED884224**	42	12	88	78.0	\$661.00
	QMSB.MAED884226	42	13	88	80.3	\$665.00
	QMSB.MAED884230**	42	15	88	85.0	\$676.00
	QMSB.MAED884232	42	16	88	87.3	\$680.00
48" WIDE	QMSB.MAED884824	48	12	88	82.1	\$678.00
	QMSB.MAED884826	48	13	88	84.5	\$684.00
	QMSB.MAED884830	48	15	88	89.4	\$694.00
	QMSB.MAED884832	48	16	88	91.8	\$700.00

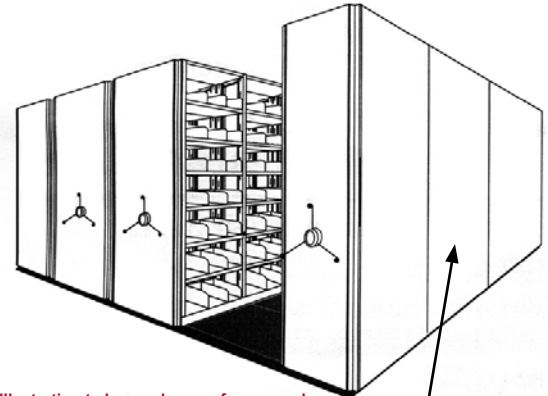


Illustration to be used as a reference only

Shelves and modular floor not included (see page **QM/43-QM/46** for shelves and see page **QM/27** for floor) **ADDER**

Components for a double face back-to-back **adder**

- 1 double carriage
- 2 upright frames
- 2 canopy tops

Notes :

- Aluminium extrusions not available
- Add 5" high for the overall height
- Maximum length = 12 feet
- ** Available on QuickShip program (see **QuickShip** tab)

QM/26

MODULAR FLOOR

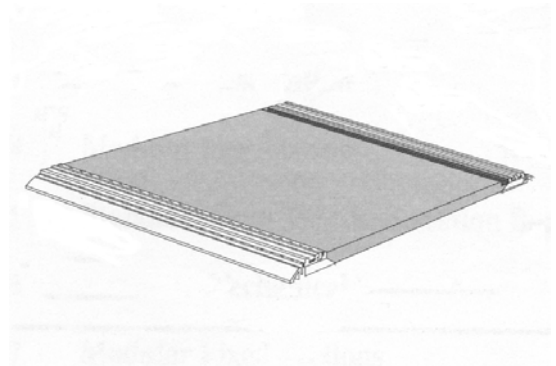
Starter and adder

QUADRAMOBILE

CODE # W D H lbs \$
per inches


MODULAR FLOOR FOR A STARTER SECTION

QMFLS.30/xxx	30	34	-	0.7	\$10.15
QMFLS.36/xxx	36	40	-	0.8	\$10.15
QMFLS.1M/xxx	39 3/8	43 3/8	-	0.9	\$10.25
QMFLS.42/xxx	42	46	-	1.0	\$10.25
QMFLS.48/xxx	48	52	-	1.3	\$11.10



MODULAR FLOOR FOR A ADDER SECTION

QMFLA.30/xxx	30	30	-	0.6	\$7.75
QMFLA.36/xxx	36	36	-	0.7	\$7.75
QMFLA.1M/xxx	39 3/8	39 3/8	-	0.8	\$8.45
QMFLA.42/xxx	42	42	-	0.9	\$8.45
QMFLA.48/xxx	48	48	-	1.2	\$9.00



Notes :

- Ex. : You have 2 sections 36"W and you want 200" floor. You need :
1 QMFLS.36/200
1 QMFLA.36/200

OPTIONS

QUADRAMOBILE

CODE #	W	D	H	lbs	\$
--------	---	---	---	-----	----

STEEL RAMP

RAMPQM/xxx	Inches			4.0	\$2.70
------------	--------	--	--	-----	--------

STEEL RAMP FOR WHEEL CHAIR

RAMPQMADA/xxx	Inches			7.0	\$5.28
---------------	--------	--	--	-----	--------

STAINLESS STEEL RAMP

RAMPQMINOX/xxx	Inches			4.0	\$5.28
----------------	--------	--	--	-----	--------

STAINLESS STEEL RAMP FOR WHEEL CHAIR

RAMPQMADA/xxx	Inches			7.0	\$6.67
---------------	--------	--	--	-----	--------

- Substitute "xxx" by the linear foot of ramp needed for the mobile system Ex. : RAMPQM/360

RAILS KIT QUADRAMOBILE ON FLOOR

23.621.035.01	-	-	-		\$85.00
---------------	---	---	---	--	---------

KIT STOPPER PLATE FOR QUADRAMOBIL FLOOR

23.621.036.01	-	-	-		\$40.00
---------------	---	---	---	--	---------

QUADRAMOBILE SWIVEL HANDLE

00.620.075.01	-	-	-	2.3	\$168.00
---------------	---	---	---	-----	----------

LOCKING PIN

00.620.031.01	-	-	-	0.8	\$40.10
---------------	---	---	---	-----	---------

FLOOR TYPE LOCKING DEVICE

QMQLLOCK	-	-	40	40.0	\$175.00
----------	---	---	----	------	----------



QM/28

Issued 06-01-2005

MONTEL AETNASTAK

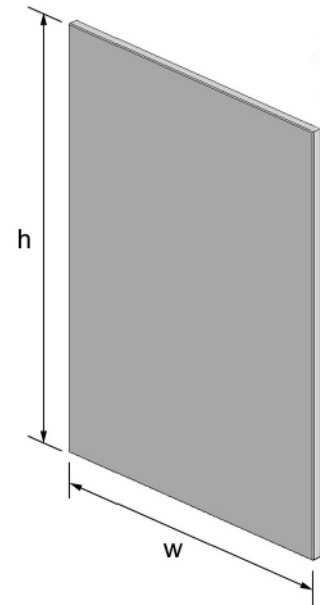
GSA Schedule
Contract GS-28F-0017M

STEEL BACK PANELS

Single face

QUADRAMOBILE

CODE #				W	D	H	lbs	\$
LEFT	CENTER	RIGHT	UNIQUE					
312.101/	312.100/	312.103/	312.102/					
305.076	300.076	305.076	312.076	30	-	76	27.9	\$176.80
365.076**	360.076**	365.076**	372.076**	36	-	76	33.0	\$203.00
400.076	393.076	400.076	405.076	39	-	76	35.8	\$211.50
425.076**	420.076**	425.076**	432.076**	42	-	76	38.0	\$215.00
485.076	480.076	485.076	492.076	48	-	76	43.1	\$252.40
76" HIGH								
305.085	300.085	305.085	312.085	30	-	85	31.0	\$184.50
365.085**	360.085**	365.085**	372.085**	36	-	85	36.6	\$213.60
400.085	393.085	400.085	405.085	39	-	85	39.8	\$221.40
425.085**	420.085**	425.085**	432.085**	42	-	85	42.3	\$227.40
485.085	480.085	485.085	492.085	48	-	85	47.9	\$265.40
85" HIGH								
305.088	300.088	305.088	312.088	30	-	88	32.1	\$187.10
365.088**	360.088**	365.088**	372.088**	36	-	88	37.9	\$215.00
400.088	393.088	400.088	405.088	39	-	88	41.1	\$224.70
425.088**	420.088**	425.088**	432.088**	42	-	88	43.7	\$228.00
485.088	480.088	485.088	492.088	48	-	88	49.5	\$269.70
88" HIGH								



Notes :

** Available on QuickShip program (see **QuickShip** tab)

STEEL BACK PANELS

Double face

QUADRAMOBILE

	CODE #	W	D	H	lbs	\$
76" HIGH	QS.FBP/300.076	30	-	76	26.5	\$192.00
	QS.FBP/360.076**	36	-	76	31.3	\$192.00
	QS.FBP/393.076	39	-	76	34.1	\$209.00
	QS.FBP/420.076**	42	-	76	36.2	\$225.00
	QS.FBP/480.076	48	-	76	54.8	\$259.00
85" HIGH	QS.FBP/300.085	30	-	85	29.5	\$210.00
	QS.FBP/360.085**	36	-	85	35.0	\$210.00
	QS.FBP/393.085	39	-	85	38.0	\$219.00
	QS.FBP/420.085**	42	-	85	40.4	\$247.00
	QS.FBP/480.085	48	-	85	61.1	\$281.00
88" HIGH	QS.FBP/300.088	30	-	88	30.5	\$220.00
	QS.FBP/360.088**	36	-	88	36.2	\$220.00
	QS.FBP/393.088	39	-	88	39.3	\$235.00
	QS.FBP/420.088**	42	-	88	41.8	\$258.00
	QS.FBP/480.088	48	-	88	63.2	\$294.00



Notes :
 ** Available on QuickShip program (see **QuickShip** tab)

QM/30

Issued 06-01-2005

MONTEL AETNASTAK

GSA Schedule
 Contract GS-28F-0017M

STEEL FRONT PANEL

Fixed section - Single face

QUADRAMOBILE

	CODE #	W	D	H	lbs	\$
76" HIGH	240.139/120.076**	12	-	76	16.1	\$92.30
	240.139/130.076	13	-	76	16.9	\$93.50
	240.139/150.076**	15	-	76	18.6	\$96.00
	240.139/160.076	16	-	76	19.5	\$97.30
85" HIGH	240.139/120.085**	12	-	85	17.7	\$98.30
	240.139/130.085	13	-	85	18.6	\$99.70
	240.139/150.085**	15	-	85	20.5	\$102.70
	240.139/160.085	16	-	85	21.4	\$104.20
88" HIGH	240.139/120.088**	12	-	88	18.2	\$100.30
	240.139/130.088	13	-	88	19.2	\$101.80
	240.139/150.088**	15	-	88	21.1	\$104.90
	240.139/160.088	16	-	88	22.1	\$106.50

Notes :

** Available on QuickShip program (see **QuickShip** tab)



Issued 06-01-2005

QM/31

STEEL FRONT PANEL

Fixed section - Double face

QUADRAMOBILE

	CODE #	W	D	H	lbs	\$
76" HIGH	240.139/240.076**	24	-	76	26.3	\$159.00
	240.139/260.076	26	-	76	27.2	\$161.10
	240.139/300.076**	30	-	76	29.0	\$165.40
	240.139/320.076	32	-	76	29.9	\$165.70
85" HIGH	240.139/240.085**	24	-	85	31.4	\$170.90
	240.139/260.085	26	-	85	32.5	\$173.50
	240.139/300.085**	30	-	85	34.6	\$178.70
	240.139/320.085	32	-	85	35.7	\$181.20
85" HIGH	240.139/240.088**	24	-	88	33.1	\$174.90
	240.139/260.088	26	-	88	34.2	\$177.70
	240.139/300.088**	30	-	88	36.5	\$183.10
	240.139/320.088	32	-	88	37.7	\$185.80

Notes :

** Available on QuickShip program (see **QuickShip** tab)

QM/32

Issued 06-01-2005

MONTEL AETNASTAK

GSA Schedule
Contract GS-28F-0017M

STEEL FRONT PANEL
 Mechanical section - Single face

QUADRAMOBILE

	CODE #	W	D	H	lbs	\$
76" HIGH	240.140/120.076	12	-	76	16.1	\$92.30
	240.140/130.076	13	-	76	16.6	\$93.50
	240.140/150.076	15	-	76	17.7	\$96.00
	240.140/160.076	16	-	76	18.2	\$97.30
85" HIGH	240.140/120.085	12	-	85	18.6	\$98.30
	240.140/130.085	13	-	85	19.2	\$99.70
	240.140/150.085	15	-	85	20.5	\$102.70
	240.140/160.085	16	-	85	21.1	\$104.20
88" HIGH	240.140/120.088	12	-	88	19.5	\$100.30
	240.140/130.088	13	-	88	20.1	\$101.80
	240.140/150.088	15	-	88	21.4	\$104.90
	240.140/160.088	16	-	88	22.1	\$106.50

Notes :
 • Handle is not included with the panel



QM/33

Issued 06-01-2005



STEEL FRONT PANEL
 Mechanical section - Double face

QUADRAMOBILE

	CODE #	W	D	H	lbs	\$
76" HIGH	240.138/240.076	24	-	76	26.3	\$159.00
	240.138/260.076	26	-	76	27.2	\$161.10
	240.138/300.076	30	-	76	29.0	\$165.40
	240.138/320.076	32	-	76	29.9	\$165.70
85" HIGH	240.138/240.085	24	-	85	31.4	\$170.90
	240.138/260.085	26	-	85	32.5	\$173.50
	240.138/300.085	30	-	85	34.6	\$178.70
	240.138/320.085	32	-	85	35.7	\$181.20
88" HIGH	240.138/240.088	24	-	88	33.1	\$174.90
	240.138/260.088	26	-	88	34.2	\$177.70
	240.138/300.088	30	-	88	36.5	\$183.10
	240.138/320.088	32	-	88	37.7	\$185.80

QM/34

Notes :
 • Handle is not included with the panel

Issued 06-01-2005

MONTEL AETNASTAK
GSA Schedule
 Contract OS-28F-0017M

CARRIAGE ONLY

Fixed section - starter single face

QUADRAMOBILE

	CODE #	W	D	H	lbs	\$
30" WIDE	QMSBCH.FS3012	30	12	3	17.9	\$446.00
	QMSBCH.FS3013	30	13	3	18.7	\$448.00
	QMSBCH.FS3015	30	15	3	20.4	\$452.00
	QMSBCH.FS3016	30	16	3	21.1	\$453.00
36" WIDE	QMSBCH.FS3612	36	12	3	19.2	\$448.00
	QMSBCH.FS3613	36	13	3	20.0	\$451.00
	QMSBCH.FS3615	36	15	3	21.7	\$454.00
	QMSBCH.FS3616	36	16	3	22.5	\$456.00
39 3/8" WIDE	QMSBCH.FS3912	39	12	3	20.0	\$451.00
	QMSBCH.FS3913	39	13	3	20.8	\$452.00
	QMSBCH.FS3915	39	15	3	22.4	\$456.00
	QMSBCH.FS3916	39	16	3	23.2	\$457.00
42" WIDE	QMSBCH.FS4212	42	12	3	20.6	\$452.00
	QMSBCH.FS4213	42	13	3	21.4	\$453.00
	QMSBCH.FS4215	42	15	3	23.0	\$457.00
	QMSBCH.FS4216	42	16	3	23.8	\$459.00
48" WIDE	QMSBCH.FS4812	48	12	3	21.9	\$454.00
	QMSBCH.FS4813	48	13	3	22.7	\$456.00
	QMSBCH.FS4815	48	15	3	24.3	\$459.00
	QMSBCH.FS4816	48	16	3	25.1	\$461.00

CARRIAGE ONLY

Fixed section - adder single face

QUADRAMOBILE

	CODE #	W	D	H	lbs	\$
30" WIDE	QMSBCH.FA3012	30	12	3	13.2	\$273.00
	QMSBCH.FA3013	30	13	3	13.7	\$274.00
	QMSBCH.FA3015	30	15	3	14.7	\$276.00
	QMSBCH.FA3016	30	16	3	15.2	\$277.00
36" WIDE	QMSBCH.FA3612	36	12	3	14.5	\$275.00
	QMSBCH.FA3613	36	13	3	15.0	\$276.00
	QMSBCH.FA3615	36	15	3	16.0	\$278.00
	QMSBCH.FA3616	36	16	3	16.5	\$279.00
39 3/8" WIDE	QMSBCH.FA3912	39	12	3	15.2	\$276.00
	QMSBCH.FA3913	39	13	3	15.7	\$277.00
	QMSBCH.FA3915	39	15	3	16.8	\$279.00
	QMSBCH.FA3916	39	16	3	17.3	\$281.00
42" WIDE	QMSBCH.FA4212	42	12	3	15.8	\$277.00
	QMSBCH.FA4213	42	13	3	16.3	\$278.00
	QMSBCH.FA4215	42	15	3	17.4	\$281.00
	QMSBCH.FA4216	42	16	3	17.9	\$283.00
48" WIDE	QMSBCH.FA4812	48	12	3	17.1	\$281.00
	QMSBCH.FA4813	48	13	3	17.6	\$282.00
	QMSBCH.FA4815	48	15	3	18.7	\$283.00
	QMSBCH.FA4816	48	16	3	19.2	\$284.00

QM/36

Issued 06-01-2005

 **MONTEL
AETNASTAK**

 **Schedule**
Contract OS-28F-0017M

CARRIAGE ONLY

Fixed section - starter double face

QUADRAMOBILE

	CODE #	W	D	H	lbs	\$
30" WIDE	QMSBCH.FSDF3024	30	24	3	22.7	\$476.30
	QMSBCH.FSDF3026	30	26	3	23.8	\$480.30
	QMSBCH.FSDF3030	30	30	3	26.4	\$485.30
	QMSBCH.FSDF3032	30	32	3	27.6	\$488.30
36" WIDE	QMSBCH.FSDF3624	36	24	3	24.0	\$478.30
	QMSBCH.FSDF3626	36	26	3	25.2	\$483.30
	QMSBCH.FSDF3630	36	30	3	27.7	\$488.30
	QMSBCH.FSDF3632	36	32	3	28.9	\$491.30
39 3/8" WIDE	QMSBCH.FSDF3924	39	24	3	24.8	\$479.30
	QMSBCH.FSDF3926	39	26	3	25.9	\$484.30
	QMSBCH.FSDF3930	39	30	3	28.4	\$490.30
	QMSBCH.FSDF3932	39	32	3	29.6	\$493.30
42" WIDE	QMSBCH.FSDF4224	42	24	3	25.3	\$481.30
	QMSBCH.FSDF4226	42	26	3	26.5	\$486.30
	QMSBCH.FSDF4230	42	30	3	29.0	\$491.30
	QMSBCH.FSDF4232	42	32	3	30.2	\$494.30
48" WIDE	QMSBCH.FSDF4824	48	24	3	26.7	\$484.30
	QMSBCH.FSDF4826	48	26	3	27.8	\$488.30
	QMSBCH.FSDF4830	48	30	3	30.3	\$494.30
	QMSBCH.FSDF4832	48	32	3	31.5	\$496.30

CARRIAGE ONLY

Fixed section - adder double face

QUADRAMOBILE

	CODE #	W	D	H	lbs	\$
30" WIDE	QMSBCH.FADF3024	30	24	3	18.1	\$287.15
	QMSBCH.FADF3026	30	26	3	19.0	\$289.15
	QMSBCH.FADF3030	30	30	3	20.8	\$292.15
	QMSBCH.FADF3032	30	32	3	21.7	\$294.15
36" WIDE	QMSBCH.FADF3624	36	24	3	19.4	\$290.15
	QMSBCH.FADF3626	36	26	3	20.3	\$292.15
	QMSBCH.FADF3630	36	30	3	22.1	\$296.15
	QMSBCH.FADF3632	36	32	3	23.0	\$297.15
39 3/8" WIDE	QMSBCH.FADF3924	39	24	3	20.2	\$291.15
	QMSBCH.FADF3926	39	26	3	21.0	\$293.15
	QMSBCH.FADF3930	39	30	3	22.8	\$297.15
	QMSBCH.FADF3932	39	32	3	23.7	\$299.15
42" WIDE	QMSBCH.FADF4224	42	24	3	20.7	\$292.15
	QMSBCH.FADF4226	42	26	3	21.6	\$294.15
	QMSBCH.FADF4230	42	30	3	23.4	\$298.15
	QMSBCH.FADF4232	42	32	3	24.3	\$300.15
48" WIDE	QMSBCH.FADF4824	48	24	3	22.1	\$296.15
	QMSBCH.FADF4826	48	26	3	22.9	\$297.15
	QMSBCH.FADF4830	48	30	3	24.7	\$301.15
	QMSBCH.FADF4832	48	32	3	25.6	\$302.15

QM/38

Issued 06-01-2005

 **MONTEL
AETNASTAK**

 **Schedule**
Contract OS-28F-0017M

CARRIAGE ONLY

Mobile section - starter single face

QUADRAMOBILE

	CODE #	W	D	H	lbs	\$
30" WIDE	QMSBCH.MSSF3012	30	12	3	17.9	\$657.00
	QMSBCH.MSSF3013	30	13	3	18.7	\$658.00
	QMSBCH.MSSF3015	30	15	3	20.4	\$662.00
	QMSBCH.MSSF3016	30	16	3	21.1	\$663.00
36" WIDE	QMSBCH.MSSF3612	36	12	3	19.2	\$667.00
	QMSBCH.MSSF3613	36	13	3	20.0	\$668.00
	QMSBCH.MSSF3615	36	15	3	21.7	\$672.00
	QMSBCH.MSSF3616	36	16	3	22.5	\$674.00
39 3/8" WIDE	QMSBCH.MSSF3912	39	12	3	20.0	\$672.00
	QMSBCH.MSSF3913	39	13	3	20.8	\$673.00
	QMSBCH.MSSF3915	39	15	3	22.4	\$677.00
	QMSBCH.MSSF3916	39	16	3	23.2	\$679.00
42" WIDE	QMSBCH.MSSF4212	42	12	3	20.6	\$677.00
	QMSBCH.MSSF4213	42	13	3	21.4	\$679.00
	QMSBCH.MSSF4215	42	15	3	23.0	\$683.00
	QMSBCH.MSSF4216	42	16	3	23.8	\$685.00
48" WIDE	QMSBCH.MSSF4812	48	12	3	21.9	\$693.00
	QMSBCH.MSSF4813	48	13	3	22.7	\$694.00
	QMSBCH.MSSF4815	48	15	3	24.3	\$697.00
	QMSBCH.MSSF4816	48	16	3	25.1	\$699.00

CARRIAGE ONLY

Mobile section - adder single face

QUADRAMOBILE

	CODE #	W	D	H	lbs	\$
30" WIDE	QMSBCH.MASF3012	30	12	3	13.1	\$391.00
	QMSBCH.MASF3013	30	13	3	13.6	\$392.00
	QMSBCH.MASF3015	30	15	3	14.7	\$393.00
	QMSBCH.MASF3016	30	16	3	15.2	\$396.00
36" WIDE	QMSBCH.MASF3612	36	12	3	14.4	\$399.00
	QMSBCH.MASF3613	36	13	3	15.0	\$401.00
	QMSBCH.MASF3615	36	15	3	16.0	\$403.00
	QMSBCH.MASF3616	36	16	3	16.5	\$404.00
39 3/8" WIDE	QMSBCH.MASF3912	39	12	3	15.2	\$405.00
	QMSBCH.MASF3913	39	13	3	15.7	\$406.00
	QMSBCH.MASF3915	39	15	3	16.7	\$407.00
	QMSBCH.MASF3916	39	16	3	17.2	\$408.00
42" WIDE	QMSBCH.MASF4212	42	12	3	15.8	\$411.00
	QMSBCH.MASF4213	42	13	3	16.3	\$412.00
	QMSBCH.MASF4215	42	15	3	17.3	\$414.00
	QMSBCH.MASF4216	42	16	3	17.8	\$415.00
48" WIDE	QMSBCH.MASF4812	48	12	3	17.1	\$419.00
	QMSBCH.MASF4813	48	13	3	17.6	\$421.00
	QMSBCH.MASF4815	48	15	3	18.6	\$424.00
	QMSBCH.MASF4816	48	16	3	19.1	\$425.00

QM/40

Issued 06-01-2005

 **MONTEL
AETNASTAK**

 **Schedule**
Contract OS-28F-0017M

CARRIAGE ONLY

Mobile section - starter double face

QUADRAMOBILE

	CODE #	W	D	H	lbs	\$
30" WIDE	QMSBCH.MSDF3024	30	24	3	22.4	\$661.30
	QMSBCH.MSDF3026	30	26	3	23.5	\$663.30
	QMSBCH.MSDF3030	30	30	3	26.0	\$668.30
	QMSBCH.MSDF3032	30	32	3	27.2	\$670.30
36" WIDE	QMSBCH.MSDF3624	36	24	3	23.7	\$671.30
	QMSBCH.MSDF3626	36	26	3	24.8	\$673.30
	QMSBCH.MSDF3630	36	30	3	27.4	\$678.30
	QMSBCH.MSDF3632	36	32	3	28.6	\$681.30
39 3/8" WIDE	QMSBCH.MSDF3924	39	24	3	24.5	\$676.30
	QMSBCH.MSDF3926	39	26	3	25.6	\$682.30
	QMSBCH.MSDF3930	39	30	3	28.1	\$683.30
	QMSBCH.MSDF3932	39	32	3	29.3	\$686.30
42" WIDE	QMSBCH.MSDF4224	42	24	3	25.0	\$682.30
	QMSBCH.MSDF4226	42	26	3	26.2	\$684.30
	QMSBCH.MSDF4230	42	30	3	28.7	\$689.30
	QMSBCH.MSDF4232	42	32	3	29.9	\$692.30
48" WIDE	QMSBCH.MSDF4824	48	24	3	26.3	\$697.30
	QMSBCH.MSDF4826	48	26	3	27.5	\$699.30
	QMSBCH.MSDF4830	48	30	3	30.0	\$704.30
	QMSBCH.MSDF4832	48	32	3	31.2	\$706.30

CARRIAGE ONLY

Mobile section - starter double face

QUADRAMOBILE

	CODE #	W	D	H	lbs	\$
30" WIDE	QMSBCH.MADF3024	30	24	3	18.1	\$407.15
	QMSBCH.MADF3026	30	26	3	19.0	\$408.15
	QMSBCH.MADF3030	30	30	3	20.8	\$412.15
	QMSBCH.MADF3032	30	32	3	21.7	\$413.15
36" WIDE	QMSBCH.MADF3624	36	24	3	19.4	\$413.15
	QMSBCH.MADF3626	36	26	3	20.3	\$416.15
	QMSBCH.MADF3630	36	30	3	22.1	\$420.15
	QMSBCH.MADF3632	36	32	3	23.0	\$422.15
39 3/8" WIDE	QMSBCH.MADF3924	39	24	3	20.2	\$420.15
	QMSBCH.MADF3926	39	26	3	21.0	\$421.15
	QMSBCH.MADF3930	39	30	3	22.8	\$424.15
	QMSBCH.MADF3932	39	32	3	23.7	\$427.15
42" WIDE	QMSBCH.MADF4224	42	24	3	20.7	\$426.15
	QMSBCH.MADF4226	42	26	3	21.6	\$427.15
	QMSBCH.MADF4230	42	30	3	23.4	\$431.15
	QMSBCH.MADF4232	42	32	3	24.3	\$432.15
48" WIDE	QMSBCH.MADF4824	48	24	3	22.1	\$434.15
	QMSBCH.MADF4826	48	26	3	22.9	\$437.15
	QMSBCH.MADF4830	48	30	3	24.7	\$440.15
	QMSBCH.MADF4832	48	32	3	25.6	\$442.15

QM/42

Issued 06-01-2005

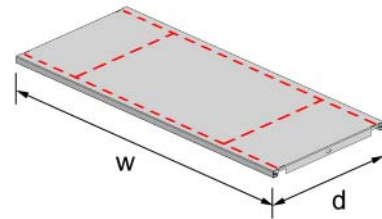
MONTEL AETNASTAK
GSA Schedule
 Contract OS-28F-0017M

PLAIN SUPPORTED SHELF ASSEMBLY KIT

Single face - 22 gauge

QUADRAMOBILE

	CODE #	W	D	r*	lbs	\$
30" WIDE	QS3012SFA	30	12	-	6.3	\$40.50
	QS3013SFA	30	13	-	6.6	\$41.20
	QS3015SFA	30	15	-	7.2	\$42.50
	QS3016SFA	30	16	-	7.5	\$43.20
36" WIDE	QS3612SFA**	36	12	-	7.6	\$43.30
	QS3613SFA	36	13	-	7.9	\$44.10
	QS3615SFA**	36	15	-	8.6	\$45.70
	QS3616SFA	36	16	-	8.9	\$46.50
39 3/8" WIDE	QS3912SFA	39	12	-	8.2	\$45.20
	QS3913SFA	39	13	-	8.5	\$46.10
	QS3915SFA	39	15	-	9.3	\$47.80
	QS3916SFA	39	16	-	9.6	\$48.70
42" WIDE	QS4212SFA**	42	12	-	8.8	\$46.70
	QS4213SFA	42	13	-	9.2	\$47.60
	QS4215SFA**	42	15	-	9.9	\$49.50
	QS4216SFA	42	16	-	10.3	\$50.40
48" WIDE	QS4812SFA	48	12	-	10.0	\$50.90
	QS4813SFA	48	13	-	10.4	\$52.00
	QS4815SFA	48	15	-	11.3	\$54.00
	QS4816SFA	48	16	-	11.8	\$55.10



Notes :

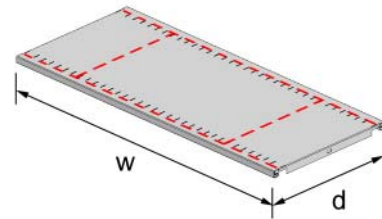
- 4-bend 3/4" thick shelf
- 22 gauge
- Two shelf supports and necessary reinforcements included
- r* Quantity of shelf reinforcements included per assembly
- ** Available on QuickShip program (see **QuickShip** tab)

SLOTTED SUPPORTED SHELF ASSEMBLY KIT

Single face - 22 gauge

QUADRAMOBILE

	CODE #	W	D	r*	lbs	\$
30" WIDE	QSS3012SFA	30	12	-	6.3	\$40.90
	QSS3013SFA	30	13	-	6.6	\$41.50
	QSS3015SFA	30	15	-	7.2	\$42.90
	QSS3016SFA	30	16	-	7.5	\$43.50
36" WIDE	QSS3612SFA**	36	12	-	7.6	\$43.70
	QSS3613SFA	36	13	-	7.9	\$44.50
	QSS3615SFA**	36	15	-	8.6	\$46.00
	QSS3616SFA	36	16	-	8.9	\$46.80
39 3/8" WIDE	QSS3912SFA	39	12	-	8.2	\$45.60
	QSS3913SFA	39	13	-	8.5	\$46.50
	QSS3915SFA	39	15	-	9.3	\$48.20
	QSS3916SFA	39	16	-	9.6	\$49.00
42" WIDE	QSS4212SFA**	42	12	-	8.8	\$47.10
	QSS4213SFA	42	13	-	9.2	\$48.00
	QSS4215SFA**	42	15	-	9.9	\$49.80
	QSS4216SFA	42	16	-	10.3	\$50.70
48" WIDE	QSS4812SFA	48	12	-	10.0	\$51.30
	QSS4813SFA	48	13	-	10.4	\$52.30
	QSS4815SFA	48	15	-	11.3	\$54.40
	QSS4816SFA	48	16	-	11.8	\$55.40



Notes :

- 4-bend 3/4" thick shelf
- 22 gauge
- Two shelf supports and necessary reinforcements included
- r* Quantity of shelf reinforcements included per assembly
- ** Available on QuickShip program (see **QuickShip** tab)

QM/44

Issued 06-01-2005

MONTEL AETNASTAK

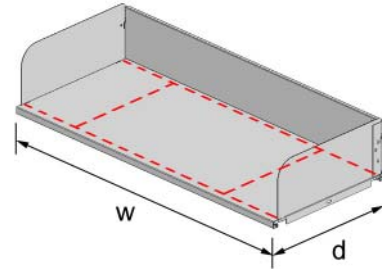
GSA Schedule
Contract GS-28F-0017M

PLAIN SUPPORTED BOX SHELF ASSEMBLY KIT

Single face - 22 gauge

QUADRAMOBILE

	CODE #	W	D	r*	lbs	\$
30" WIDE	QSF3012SFA	30	12	-	10.3	\$56.70
	QSF3013SFA	30	13	-	10.7	\$57.90
	QSF3015SFA	30	15	-	11.7	\$59.70
	QSF3016SFA	30	16	-	12.0	\$61.00
36" WIDE	QSF3612SFA	36	12	-	11.9	\$60.40
	QSF3613SFA	36	13	-	12.4	\$61.70
	QSF3615SFA	36	15	-	13.4	\$63.80
	QSF3616SFA	36	16	-	13.8	\$65.20
39 3/8" WIDE	QSF3912SFA	39	12	-	12.7	\$62.80
	QSF3913SFA	39	13	-	13.2	\$64.20
	QSF3915SFA	39	15	-	14.3	\$66.40
	QSF3916SFA	39	16	-	14.7	\$67.90
42" WIDE	QSF4212SFA	42	12	-	13.4	\$64.70
	QSF4213SFA	42	13	-	14.0	\$66.10
	QSF4215SFA	42	15	-	15.2	\$68.50
	QSF4216SFA	42	16	-	15.6	\$70.00
48" WIDE	QSF4812SFA	48	12	-	15.0	\$69.80
	QSF4813SFA	48	13	-	15.7	\$71.40
	QSF4815SFA	48	15	-	16.9	\$73.90
	QSF4816SFA	48	16	-	17.4	\$75.60



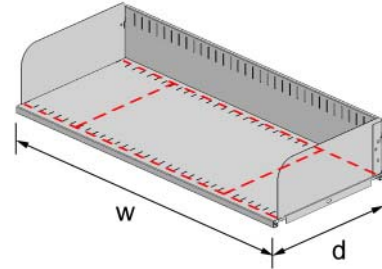
Notes :

- 4-bend 3/4" thick shelf
- 22 gauge
- Two shelf supports and necessary reinforcements included
- Two 6" high end dividers included
- 5 1/2" high plain backstop included
- r* Quantity of shelf reinforcements included per assembly

SLOTTED SUPPORTED BOX SHELF ASSEMBLY KIT **QUADRAMOBILE**

Single face - 22 gauge

	CODE #	W	D	r*	lbs	\$
30" WIDE	QSC3012SFA	30	12	-	10.3	\$57.30
	QSC3013SFA	30	13	-	10.7	\$58.40
	QSC3015SFA	30	15	-	11.7	\$60.30
	QSC3016SFA	30	16	-	12.0	\$61.50
36" WIDE	QSC3612SFA	36	12	-	11.9	\$61.00
	QSC3613SFA	36	13	-	12.4	\$62.30
	QSC3615SFA	36	15	-	13.4	\$64.30
	QSC3616SFA	36	16	-	13.8	\$65.70
39 3/8" WIDE	QSC3912SFA	39	12	-	12.7	\$63.40
	QSC3913SFA	39	13	-	13.2	\$64.80
	QSC3915SFA	39	15	-	14.3	\$67.00
	QSC3916SFA	39	16	-	14.7	\$68.40
42" WIDE	QSC4212SFA	42	12	-	13.4	\$65.30
	QSC4213SFA	42	13	-	14.0	\$66.70
	QSC4215SFA	42	15	-	15.2	\$69.00
	QSC4216SFA	42	16	-	15.6	\$70.50
48" WIDE	QSC4812SFA	48	12	-	15.0	\$70.40
	QSC4813SFA	48	13	-	15.7	\$71.90
	QSC4815SFA	48	15	-	16.9	\$74.50
	QSC4816SFA	48	16	-	17.4	\$76.10



Notes :

- 4-bend 3/4" thick shelf
- 22 gauge
- Two shelf supports and necessary reinforcements included
- Two 6" high end dividers included
- 5 1/2" high slotted backstop included

r* Quantity of shelf reinforcements included per assembly

QM/46

Issued 06-01-2005

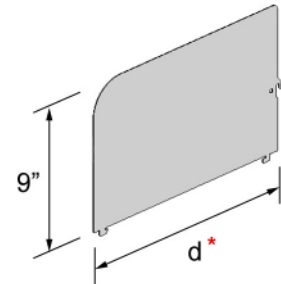
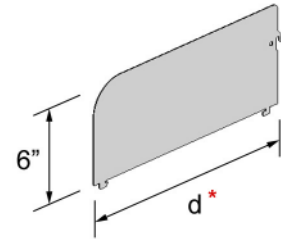
MONTEL AETNASTAK

GSA Schedule
Contract GS-28F-0017M

CODE # W D H lbs \$

DIVIDER

QS.DIV6/12**	-	12	6	0.7	\$3.00
QS.DIV6/13	-	13	6	0.8	\$3.25
QS.DIV6/15**	-	15	6	0.9	\$3.50
QS.DIV6/16	-	16	6	1.0	\$3.80

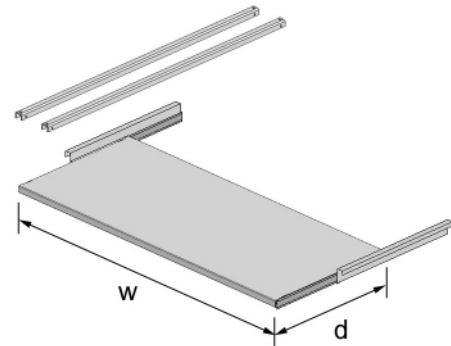


QS.DIV9/12	-	12	9	0.9	\$3.50
QS.DIV9/13	-	13	9	1.0	\$3.75
QS.DIV9/15	-	15	9	1.2	\$4.00
QS.DIV9/16	-	16	9	1.3	\$4.25

• Actual depth of divider is 1" less than the actual shelf depth. Ex. : **15" shelf = 14" divider**

SLIDING REFERENCE SHELF

QS.BRES2412/12	24	11	-	9.0	\$108.50
QS.BRES2412/13	24	11	-	9.2	\$108.80
QS.BRES2412/15	24	11	-	9.4	\$109.40
QS.BRES2412/16	24	11	-	9.6	\$109.70



QS.BRES2415/15	24	14	-	9.5	\$112.00
QS.BRES2415/16	24	14	-	9.7	\$112.20

• The last 2 characters in QS.BRES2412/**12**, **/12** refer the depth of the section
 • Two shelf reinforcements included with each sliding reference shelf

Notes :

** Available on QuickShip program (see **QuickShip** tab)

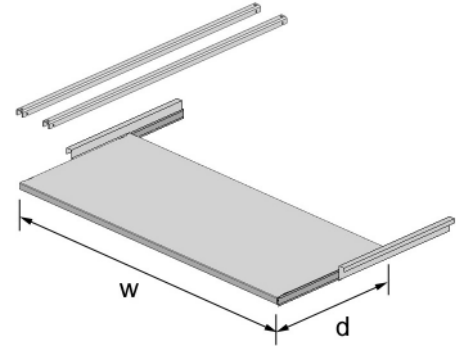
CODE # W D H lbs \$

SLIDING REFERENCE SHELF

QS.BRES3012/12**	30	11	-	10.0	\$108.50
QS.BRES3012/13	30	11	-	10.2	\$108.80
QS.BRES3012/15	30	11	-	10.4	\$109.40
QS.BRES3012/16	30	11	-	10.6	\$109.70

QS.BRES3015/15**	30	14	-	10.5	\$112.00
QS.BRES3015/16	30	14	-	10.7	\$112.20

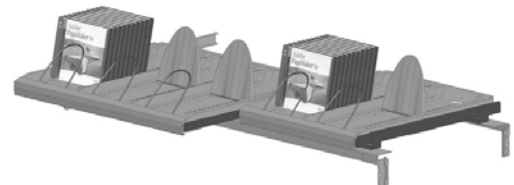
- The last 2 characters in QS.BRES2412/**12**, /**12** refer the depth of the section
- Two shelf reinforcements included with each sliding reference shelf



MEDIA TRAY


QS.MT16/36	36	16	-	4.0	\$112.00
QS.MT16/39	39	16	-	4.3	\$118.00
QS.MT16/42	42	16	-	4.4	\$118.50
QS.MT16/48	48	16	-	4.6	\$153.00

- Use 16" deep media tray with 16" deep shelving



FINDABLE BOOK SUPPORT

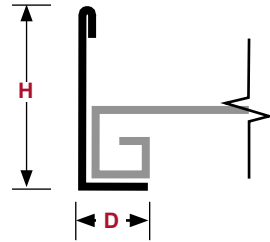
QS.BKSP6	Plain Base	6	1.1	\$6.00
QS.BKSP9	Plain Base	9	1.5	\$7.30
QS.BKSPC6	Cork Base	6	1.1	\$8.40
QS.BKSPC9	Cork Base	9	1.5	\$9.60
QS.BKSPM6	Magnetic Base	6	1.1	\$8.40
QS.BKSPM9	Magnetic Base	9	1.5	\$9.60



Notes :
 ** Available on QuickShip program (see **QuickShip** tab)

QM/48

CODE #	W	D	H	lbs	\$
FRONT STOP					
QS.FRST/30	30	-	1	0.8	\$11.50
QS.FRST/36	36	-	1	1.0	\$11.50
QS.FRST/39	39	-	1	1.1	\$11.80
QS.FRST/42	42	-	1	1.2	\$12.00
QS.FRST/48	48	-	1	1.4	\$12.75



LABEL HOLDER					
L5LHP	5	-	-	0.1	\$1.40



RANGE FINDER					
L2RFA	-	-	-	0.1	\$17.00




CARD HOLDER					
L2CHA	-	-	-	0.4	\$7.30



ACCESSORIES

QUADRAMOBILE

CODE #	W	D	H	lbs	\$	
DOORS						
76" HIGH	QS.DRS/300.760	30	-	76	48.6	\$785.00
	QS.DRS/360.760	36	-	76	58.8	\$811.00
	QS.DRS/393.760	39	-	76	64.0	\$825.00
	QS.DRS/420.760	42	-	76	69.1	\$837.00
	QS.DRS/480.760	48	-	76	79.3	\$863.00
85" HIGH	QS.DRS/300.850	30	-	85	52.9	\$797.00
	QS.DRS/360.850	36	-	85	64.2	\$825.00
	QS.DRS/393.850	39	-	85	69.9	\$841.00
	QS.DRS/420.850	42	-	85	75.6	\$854.00
	QS.DRS/480.850	48	-	85	86.9	\$882.00
88" HIGH	QS.DRS/300.880	30	-	88	54.3	\$800.00
	QS.DRS/360.880	36	-	88	66.0	\$831.00
	QS.DRS/393.880	39	-	88	71.9	\$846.00
	QS.DRS/420.880	42	-	88	77.8	\$860.00
	QS.DRS/480.880	48	-	88	89.5	\$889.00



Notes :

- To order doors, choose the same height as the upright frame.
- Ex. : Doors **QS.DRS/360.760** require a SmartShelf frame **QS.RFRAME1/12.760**

QM/50

Issued 06-01-2005

MONTEL AETNASTAK

GSA Schedule
Contract GS-28F-0017M